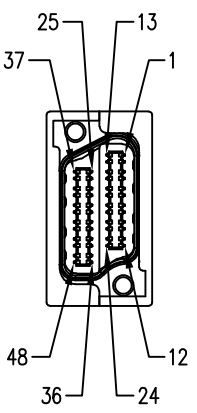
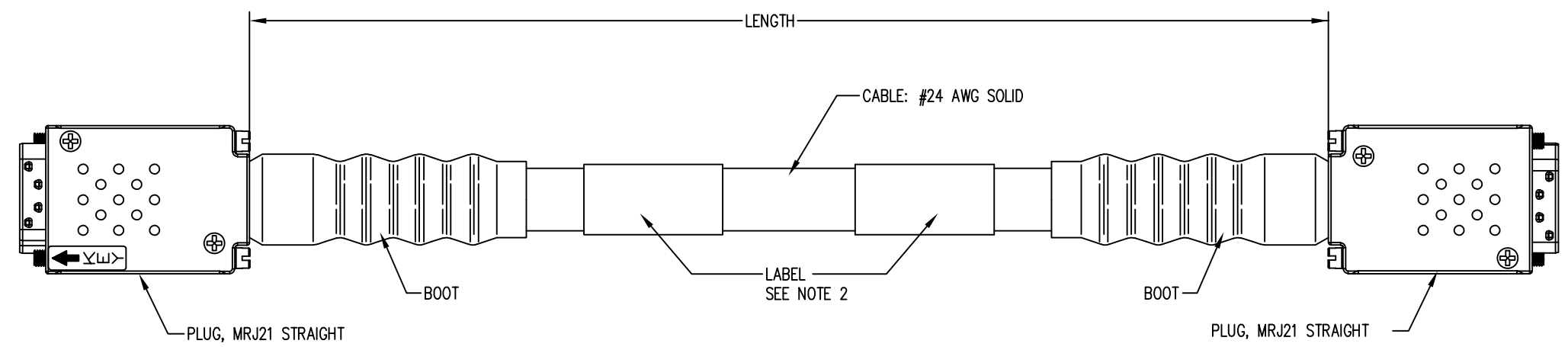
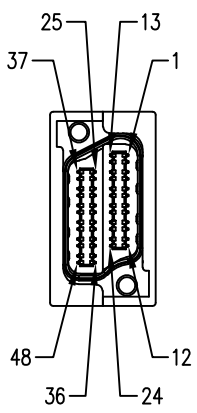


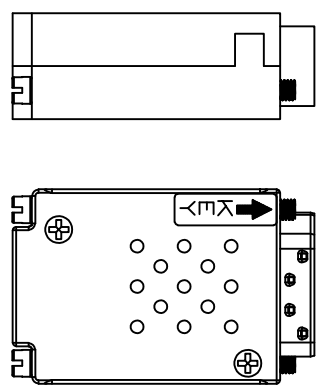
DATE	REV	ECN	APP'D. BY
7-22-14	A2	10060	SMN
3-18-15	A3	10282	SMN
10-08-20	A4	11635	BTS
10-27-20	B0	11607	JE



PART NUMBER KEY

MRJ xxxx DD-x

- MINI RJ FAMILY
- LENGTH (m)
xxx.x = 0.5m THRU 100.0m
0.5m INCREMENTS
- END CONFIGURATIONS
D = MRJ21 PLUG, STRAIGHT
- CABLE TYPE
A = WHITE CM UTP
C = GREY CMP UTP



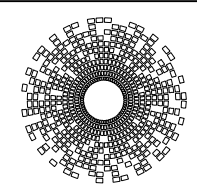
TYPICAL PART NUMBERS

PART NUMBER	LENGTH METERS [INCHES]	CABLE TYPE
MRJ0010DD-A	1.0 [39.37]	CM
MRJ0010DD-C	1.0 [39.37]	CMP
MRJ0030DD-A	3.0 [118.1]	CM
MRJ0030DD-C	3.0 [118.1]	CMP
MRJ0050DD-A	5.0 [196.9]	CM
MRJ0050DD-C	5.0 [196.9]	CMP
MRJ0070DD-A	7.0 [275.6]	CM
MRJ0070DD-C	7.0 [275.6]	CMP
MRJ0100DD-A	10.0 [393.7]	CM
MRJ0100DD-C	10.0 [393.7]	CMP

CABLE LENGTH = METERS [INCHES]	TOLERANCE = MM [INCHES]
0.5 [19.7] TO 2.5 [98.4]	+100 [3.90] / -0 [0.00]
3.0 [118] TO 9.5 [374]	+150 [5.91] / -0 [0.00]
10.0 [394] TO 19.5 [768]	+250 [9.84] / -0 [0.00]
20.0 [787] TO 49.5 [1949]	+350 [13.8] / -0 [0.00]
50.0 [1967] TO 69.5 [2736]	+500 [19.7] / -0 [0.00]
70.0 [2756] TO 100.0 [3937]	+1000 [39.4] / -0 [0.00]

- NOTES:
- CABLE ASSEMBLY 100% TESTED FOR OPEN AND SHORTS [300 VDC HIPOT] AND WIRING DIAGRAM
 - CABLES GREATER THAN 3 METERS WILL CONTAIN 2 LABELS.
 - UL LISTED TO FILE #E132408.
 - CAUTION: DO NOT EXCEED MINIMUM BEND RADIUS A = 5" C = 6.9"

FOR PART NUMBERS NOT SHOWN FOLLOW PART NUMBER KEY FORMAT

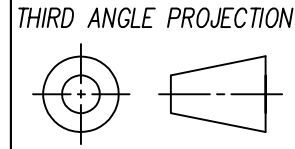


stewart
CONNECTOR
a bel group

11118 Susquehanna Trail South
Glen Rock, PA 17327-9199
(717) 235-7512

<http://www.stewartconnector.com>

MRJ21 IS A TRADEMARK OF TE CONNECTIVITY USED HERE BY PERMISSION



TITLE CABLE ASSEMBLY, UNSHIELDED MRJ21 STRAIGHT PLUG TO MRJ21 STRAIGHT PLUG

Dimensions Shown are subject to change without notice	DESIGNED BY TRM	DATE 10-27-09
UNLESS OTHERWISE SPECIFIED DIMENSIONS ARE IN INCHES TOLERANCES ARE: ANGLES ± 1° 2 PLC. DEC. ± .010° 3 PLC. DEC. ± .003° 4 PLC. DEC. ± .0005°	DRAWN BY TRM	DATE 10-27-09
	APPROVED BY DRI	DATE 11-18-09
SHEET 1 OF 2	SCALE None	REV. B0

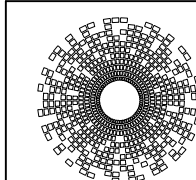
This drawing and the subject matter shown thereon are confidential and the proprietary property of Stewart Connector and shall not be reproduced, copied, or used in any manner without prior written consent of Stewart Connector. The subject matter may be patented or a patent may be pending.

Do Not Scale Drawing
PART NUMBER See Part Number Key
DRAWING NUMBER CT210027

MRJ21		MRJ21
1	———— WHT/BLU ————	1
2	———— BLU/WHT ————	2
13	———— WHT/ORG ————	13
14	———— ORG/WHT ————	14
3	———— WHT/GRN ————	3
4	———— GRN/WHT ————	4
15	———— WHT/BRN ————	15
16	———— BRN/WHT ————	16
25	———— WHT/GRY ————	25
26	———— GRY/WHT ————	26
37	———— RED/BLU ————	37
38	———— BLU/RED ————	38
27	———— RED/ORG ————	27
28	———— ORG/RED ————	28
39	———— RED/GRN ————	39
40	———— GRN/RED ————	40
5	———— RED/ BRN ————	5
6	———— BRN/RED ————	6
17	———— RED/GRY ————	17
18	———— GRY/RED ————	18
7	———— BLK/BLU ————	7
8	———— BLU/BLK ————	8
19	———— BLK/ORG ————	19
20	———— ORG/BLK ————	20

MRJ21		MRJ21
29	———— BLK/GRN ————	29
30	———— GRN/BLK ————	30
41	———— BLK/BRN ————	41
42	———— BRN/BLK ————	42
31	———— BLK/GRY ————	31
32	———— GRY/BLK ————	32
43	———— YEL/BLU ————	43
44	———— BLU/YEL ————	44
9	———— YEL/ORG ————	9
10	———— ORG/YEL ————	10
21	———— YEL/GRN ————	21
22	———— GRN/YEL ————	22
11	———— YEL/BRN ————	11
12	———— BRN/YEL ————	12
23	———— YEL/GRY ————	23
24	———— GRY/YEL ————	24
33	———— VIO/BLU ————	33
34	———— BLU/VIO ————	34
45	———— VIO/ORG ————	45
46	———— ORG/VIO ————	46
35	———— VIO/GRN ————	35
36	———— GRN/VIO ————	36
47	———— VIO/BRN ————	47
48	———— BRN/VIO ————	48

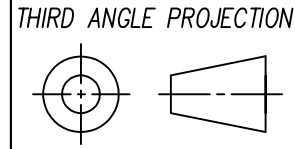
WIRING PATTERN



stewart
CONNECTOR
a bel group

11118 Susquehanna Trail South
Glen Rock, PA 17327-9199
(717) 235-7512
<http://www.stewartconnector.com>

MRJ21 IS A TRADEMARK
OF TE CONNECTIVITY
USED HERE BY PERMISSION



TITLE CABLE ASSEMBLY, UNSHIELDED
MRJ21 STRAIGHT PLUG TO MRJ21 STRAIGHT PLUG

Dimensions Shown are subject to change without notice	DESIGNED BY TRM	DATE 10-27-09
UNLESS OTHERWISE SPECIFIED DIMENSIONS ARE IN INCHES TOLERANCES ARE: ANGLES ± 1° 2 PLC. DEC. ± .010° 3 PLC. DEC. ± .003° 4 PLC. DEC. ± .0005°	DRAWN BY TRM	DATE 10-27-09
	APPROVED BY DRI	DATE 11-18-09
SHEET 2 OF 2	SCALE None	REV. B0

This drawing and the subject matter shown thereon are confidential and the proprietary property of Stewart Connector and shall not be reproduced, copied, or used in any manner without prior written consent of Stewart Connector. The subject matter may be patented or a patent may be pending.

Do Not Scale Drawing

PART NUMBER See Part Number Key

DRAWING NUMBER CT210027