

6-1393644-6 ✓ ACTIVE

EUROCARD | Eurocard Type B


TE Internal #: 6-1393644-6

Eurocard Connectors, Plug, Board-to-Board, 64 Position, .1 in [2.54 mm] Centerline, Printed Circuit Board, 2 Row, Right Angle, Eurocard Type B

[View on TE.com >](#)



Connectors > PCB Connectors > Backplane Connectors > Eurocard Connectors



Connector & Housing Type: **Plug**

Connector System: **Board-to-Board**

Termination Post & Tail Length: **3 mm [.118 in]**

Number of Positions: **64**

Centerline (Pitch): **2.54 mm [.1 in]**

Features

Product Type Features

Connector & Housing Type	Plug
Connector System	Board-to-Board
Connector & Contact Terminates To	Printed Circuit Board
DIN Size	Standard
DIN Level	II

Configuration Features

Number of Positions	64
Number of Rows	2
PCB Mount Orientation	Right Angle
Number of Columns	32
Number of Signal Positions	64
Rows Loaded	A, B, C

Contact Features

PCB Contact Termination Area Plating Material Thickness	2.54 μm [100 μin]
Contact Layout	Inline
Contact Type	Pin
Contact Underplating Material Thickness	1.27 μm [50 μin]
Contact Mating Area Plating Material Thickness	.76 μm [29.92 μin]



Contact Mating Area Plating Material	Gold Flash over Palladium Nickel
Contact Underplating Material	Nickel
PCB Contact Termination Area Plating Material	Tin-Lead
Contact Base Material	Phosphor Bronze

Termination Features

Termination Method to Printed Circuit Board	Through Hole - Solder
Termination Post & Tail Length	3 mm[.118 in]

Mechanical Attachment

Mating Alignment Type	Polarization
Mating Retention	Without
Mating Alignment	With
PCB Mount Alignment	Without
Panel Mount Feature	Without
Connector Mounting Type	Board Mount

Housing Features

Housing Material	Polyester - GF
Centerline (Pitch)	2.54 mm[.1 in]

Dimensions

Connector Length	93.98 mm[3.7 in]
Connector Height	11.51 mm[.453 in]
Connector Width	8.05 mm[.317 in]
PCB Thickness (Recommended)	1.57 mm[.062 in]
Row-to-Row Spacing	2.54 mm[.1 in]

Usage Conditions

Operating Temperature Range	-55 – 105 °C[-67 – 221 °F]
-----------------------------	----------------------------

Operation/Application

Shielded	No
Circuit Application	Signal

Industry Standards

Approved Standards	CSA LR7189, UL E28476
UL Flammability Rating	UL 94V-0

Packaging Features

Packaging Method

Box & Tray, Tray

Product Compliance

[For compliance documentation, visit the product page on TE.com>](#)

EU RoHS Directive 2011/65/EU

Compliant

EU ELV Directive 2000/53/EC

Compliant

China RoHS 2 Directive MIIT Order No 32, 2016

No Restricted Materials Above Threshold

EU REACH Regulation (EC) No. 1907/2006

Current ECHA Candidate List: JUNE 2023 (235)
 Candidate List Declared Against: JUNE 2023 (235)
 Does not contain REACH SVHC

Halogen Content

Not Low Halogen - contains Br or Cl > 900 ppm.

Solder Process Capability

Wave solder capable to 240°C


Product Compliance Disclaimer

This information is provided based on reasonable inquiry of our suppliers and represents our current actual knowledge based on the information they provided. This information is subject to change. The part numbers that TE has identified as EU RoHS compliant have a maximum concentration of 0.1% by weight in homogenous materials for lead, hexavalent chromium, mercury, PBB, PBDE, DBP, BBP, DEHP, DIBP, and 0.01% for cadmium, or qualify for an exemption to these limits as defined in the Annexes of Directive 2011/65/EU (RoHS2). Finished electrical and electronic equipment products will be CE marked as required by Directive 2011/65/EU. Components may not be CE marked. Additionally, the part numbers that TE has identified as EU ELV compliant have a maximum concentration of 0.1% by weight in homogenous materials for lead, hexavalent chromium, and mercury, and 0.01% for cadmium, or qualify for an exemption to these limits as defined in the Annexes of Directive 2000/53/EC (ELV). Regarding the REACH Regulation, the information TE provides on SVHC in articles for this part number is based on the latest European Chemicals Agency (ECHA) 'Guidance on requirements for substances in articles' posted at this URL: <https://echa.europa.eu/guidance-documents/guidance-on-reach>


Compatible Parts



Also in the Series | [Eurocard Type B](#)




Eurocard Connectors(39)



Standard Edge Connectors(2)

Customers Also Bought

TE Part #1-2176070-7
3521 47R 1% 2WTE Part #350761-4
04P UMNL HDR ASSY PCTE Part #1-2176093-0
RP 2A 0.25W 11K5 0.1% 25PPM 1K RLTE Part #3-1625890-0
2W SM M/OX 5% 220KTE Part #EL7664-000
TMS-CT-50M-3/8-OUT-9TE Part #2-826576-0
20P MOD 1 UNSHROUDED HEADER,
ST, TINTE Part #9-1393640-2
V42254B2201C960=PC612 FEDERLEITE Part #23220011-02
DIE MLS 5000 150MM UNDICED
INKED

Documents

Product Drawings

[V42254B1200B640=PC612 MESSERLE](#)

English

CAD Files

Customer View Model

[ENG_CVM_CVM_6-1393644-6_A.2d_dxf.zip](#)

English

3D PDF

3D

Customer View Model

[ENG_CVM_CVM_6-1393644-6_A.3d_igs.zip](#)

English

Customer View Model

[ENG_CVM_CVM_6-1393644-6_A.3d_stp.zip](#)

English

By downloading the CAD file I accept and agree to the [Terms and Conditions](#) of use.

6-1393644-6

Eurocard Connectors, Plug, Board-to-Board, 64 Position, .1 in [2.54 mm] Centerline,
Printed Circuit Board, 2 Row, Right Angle, Eurocard Type B

