

# XB7ND21

Harmony XB7, Monolithic selector switch, plastic, black, Ø22, stay put, 2 positions, stay put, 1 NO



## Main

Range of Product	Harmony XB7
Product or Component Type	Selector switch
Device short name	XB7
Mounting diameter	0.87 in (22 mm)
Sale per indivisible quantity	10
Net Weight	0.06 lb(US) (0.026 kg)
IP degree of protection	IP20 IEC 60529 rear face) IP65 IEC 60529 front face)
Shape of signaling unit head	Round
Type of operator	Stay put
Operator profile	Black standard handle
Operator position information	2 positions 90°
Contacts type and composition	1 NO
Positive opening	Without

## Complementary

CAD overall width	1.14 in (29 mm)
CAD overall height	1.14 in (29 mm)
CAD overall depth	2.70 in (68.5 mm)
Terminals description ISO n°1	(13-14)NO
Device mounting	Fixing hole 0.89 in (22.5 mm) 22.3 +0.4/0 EN/IEC 60947-1
Fixing center	>= 30 x 40 mm support panel) metal 0.04...0.24 in (1...6 mm) >= 30 x 40 mm support panel) plastic 0.08...0.24 in (2...6 mm)
Fixing mode	Fixing nut 17.70...21.24 lbf.in (2...2.4 N.m)
Contact operation	Slow-break
Mechanical durability	300000 cycles
Connections - terminals	Screw clamp terminals, <= 2 x 1.5 mm <sup>2</sup> with cable end EN/IEC 60947-1 Screw clamp terminals, 1 x 0.34...2 x 2.5 mm <sup>2</sup> without cable end EN/IEC 60947-1
Tightening torque	7.08...10.62 lbf.in (0.8...1.2 N.m) EN 60947-1
Shape of screw head	Cross JIS No 1 Cross Philips no 1 Cross pozidriv No 1 Slotted flat Ø 4 mm Slotted flat Ø 5.5 mm
Short-circuit protection	4 A cartridge fuse gG EN/IEC 60947-5-1
[Ui] rated insulation voltage	250 V 3)EN/IEC 60947-1
[Uimp] rated impulse withstand voltage	4 kV EN/IEC 60947-1
[Ie] rated operational current	0.1 A 250 V, DC-13, R300 EN/IEC 60947-5-1 0.22 A 125 V, DC-13, R300 EN/IEC 60947-5-1 0.3 A 240 V, AC-14, D300 EN/IEC 60947-5-1 0.6 A 120 V, AC-14, D300 EN/IEC 60947-5-1

The information provided in this documentation contains general descriptions and/or technical characteristics of the performance of the products contained herein. This documentation is not intended as a substitute for and is not to be used for determining suitability or reliability of these products for specific user applications. It is the duty of any such user or integrator to perform the appropriate and complete risk analysis, evaluation and testing of the products with respect to the relevant specific application or use thereof. Neither Schneider Electric Industries SAS nor any of its affiliates or subsidiaries shall be responsible or liable for misuse of the information contained herein.

Electrical durability	1000000 Cycles, DC-13, 0.3 A 24 V 216000 cyc/mn 0.5 EN/IEC 60947-5-1 appendix C 1000000 Cycles, AC-15, 0.03 A 230 V 216000 cyc/mn 0.5 EN/IEC 60947-5-1 appendix C 1000000 cycles, AC-15, 0.09 A 240 V 108000 cyc/mn 0.5 EN/IEC 60947-5-1 appendix C
Electrical reliability	$\Lambda < 10\text{exp}(-6)$ 17 V 5 mA IEC 60947-5-4

## Environment

Protective treatment	TH
Ambient Air Temperature for Storage	-40...158 °F (-40...70 °C)
Ambient air temperature for operation	-13...158 °F (-25...70 °C)
Electrical shock protection class	Class II IEC 61140
NEMA degree of protection	NEMA 12 UL 50 E NEMA 3 UL 50 E
Standards	CSA C22.2 No 14 UL 508 EN/IEC 60947-5-1 JIS C8201-5-1 EN/IEC 60947-1 JIS C8201-1
Vibration resistance	5 gn 2...500 Hz)IEC 60068-2-6
Shock resistance	50 gn 11 ms) half sine wave acceleration IEC 60068-2-27 30 gn 18 ms) half sine wave acceleration IEC 60068-2-27

## Ordering and shipping details

Category	22464 - PUSHBUTTONS, XB7-22MM
Discount Schedule	CS2
GTIN	3606480470240
Nbr. of units in pkg.	1
Package weight(Lbs)	0.99 oz (28 g)
Returnability	Yes
Country of origin	ID

## Packing Units

Unit Type of Package 1	PCE
Package 1 Height	2.76 in (7 cm)
Package 1 width	1.26 in (3.2 cm)
Package 1 Length	1.26 in (3.2 cm)
Unit Type of Package 2	BAG
Number of Units in Package 2	10
Package 2 Weight	10.16 oz (288 g)
Package 2 Height	1.18 in (3 cm)
Package 2 width	2.76 in (7 cm)
Package 2 Length	1.18 in (3 cm)
Unit Type of Package 3	S01
Number of Units in Package 3	100
Package 3 Weight	6.79 lb(US) (3.08 kg)
Package 3 Height	5.91 in (15 cm)
Package 3 width	5.91 in (15 cm)
Package 3 Length	15.75 in (40 cm)

## Offer Sustainability

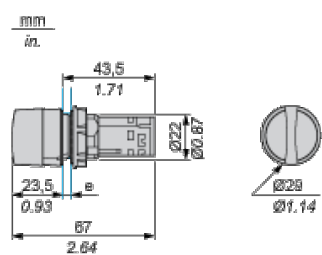
Sustainable offer status	Green Premium product
California proposition 65	WARNING: This product can expose you to chemicals including: Di-isodecyl phthalate (DIDP), which is known to the State of California to cause birth defects or other reproductive harm. For more information go to <a href="http://www.P65Warnings.ca.gov">www.P65Warnings.ca.gov</a>
REACH Regulation	<a href="#">REACH Declaration</a>
REACH free of SVHC	Yes
EU RoHS Directive	Pro-active compliance (Product out of EU RoHS legal scope) <a href="#">EU RoHS Declaration</a>
Toxic heavy metal free	Yes
Mercury free	Yes
RoHS exemption information	<a href="#">Yes</a>
China RoHS Regulation	<a href="#">China RoHS Declaration</a>
Environmental Disclosure	<a href="#">Product Environmental Profile</a>
Circularity Profile	<a href="#">End Of Life Information</a>
WEEE	The product must be disposed on European Union markets following specific waste collection and never end up in rubbish bins.

## Contractual warranty

Warranty	18 months
----------	-----------

Selector Switch, Standard Handle

Dimensions



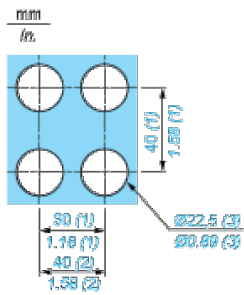
e Support panel thickness: 1 to 6 mm/0.4 to 0.24 in. (metal), 2 to 6 mm/0.8 to 0.24 in. (plastic).

---

## Mounting

---

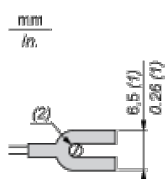
### Diameter of Finished Fixing Holes



- (1) Minimum value.
- (2) 40 mm/1.58 in. for Emergency switching off pushbutton only.
- (3) Standard value: Ø 22.3 (0; + 0.4) mm/Ø 0.88 (0; + 0.02) in.

### “U” Type Tag Connection

---



- (1) 6.5 mm/0.26 in. recommended, 7 mm/0.28 in. max.
- (2) M3 screw clamp terminal.

---

## Wiring Diagram

---

