

3M™ Stacking Compression Connector

.050", 100 or 150 Position

389 Series



- One-piece connector
- Surface-pressure contact
- Bus applications
- RoHS* compliant

Date Modified: October 12, 2006

TS-0798-08
Sheet 1 of 4

Physical

Insulation

Material: Glass Filled Polyester (PPS)

Flammability: UL 94V-0

Color: Black

Marking: 3M Logo and Ink Stamped Part Number

Stiffeners

Material: Glass Filled Thermoplastic and Spring Steel (3448-7X)

Coating: Black Epoxy (3448-7X only)

Contact

Material: Beryllium Copper

Plating:

Underplating: 50 μ " [1.27 μ m] Nickel - QQ-N-290, Class 2

Wiping Area: 30 μ " [0.76 μ m] Gold, MIL-G-45204, Type II, Grade C

Electrical

Current Rating: 1 A

Insulation Resistance: $> 1 \times 10^9 \Omega$ at 500 VDC

Withstanding Voltage: 30 V

Environmental

Temperature Rating: -55°C to +105°C

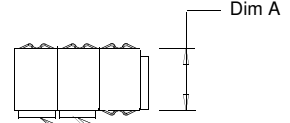
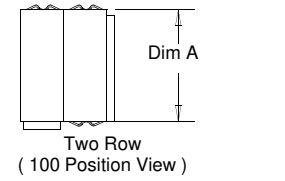
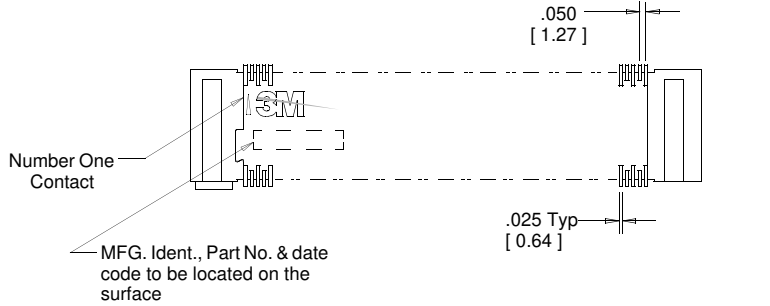
"RoHS compliant" means that the product or part does not contain any of the following substances in excess of the following maximum concentration values in any homogeneous material, unless the substance is in an application that is exempt under RoHS: (a) 0.1% (by weight) for lead, mercury, hexavalent chromium, polybrominated biphenyls or polybrominated diphenyl ethers; or (b) 0.01% (by weight) for cadmium. Unless otherwise stated by 3M in writing, this information represents 3M's knowledge and belief based upon information provided by third party suppliers to 3M.

UL File No.: E68080

3M™ Stacking Compression Connector

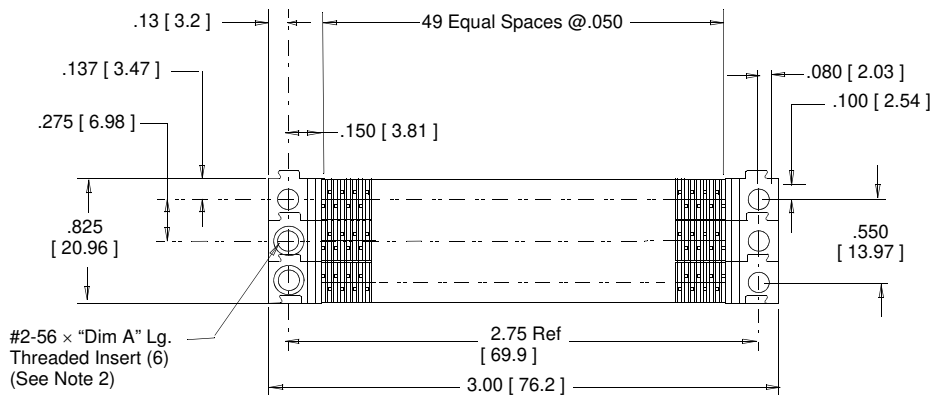
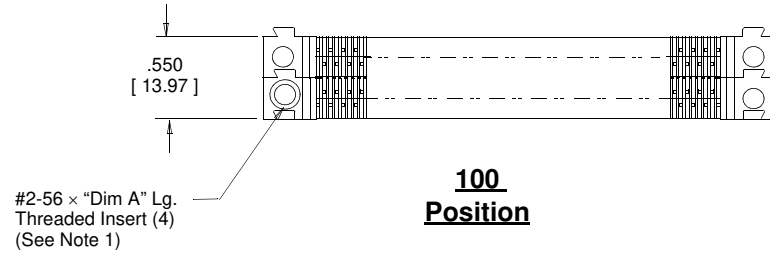
.050", 100 or 150 Position

389 Series



Polarizing Post Boss & Hole (2)
 ∅ .169 [4.29] × .049 [1.24] Lg.
 ∅ .109 [2.77] × .049 [1.24] Deep

Three Row
 (150 Position View)



Inch
 [mm]

Tolerance Unless Noted			
	.0	.00	.000
inch	±.1	±.01	±.005

[] Dimensions for Reference Only

Notes:

1. The connector is supplied with one plastic stiffener and one spring steel stiffener (3448-75 for 100 position and -76 for 150 position).
2. Eight (for 100 pos) or 12 (for 150 pos) #2-56 x 5/16" long Philips flat head stainless screws are required for assembly (not included).
3. Spring steel stiffeners (3448-7X) are available separately.

Ordering Information

389X-00X0

Board spacing:
 (Dimension A)
 2 = .525 [13.34]
 3 = .343 [8.71]

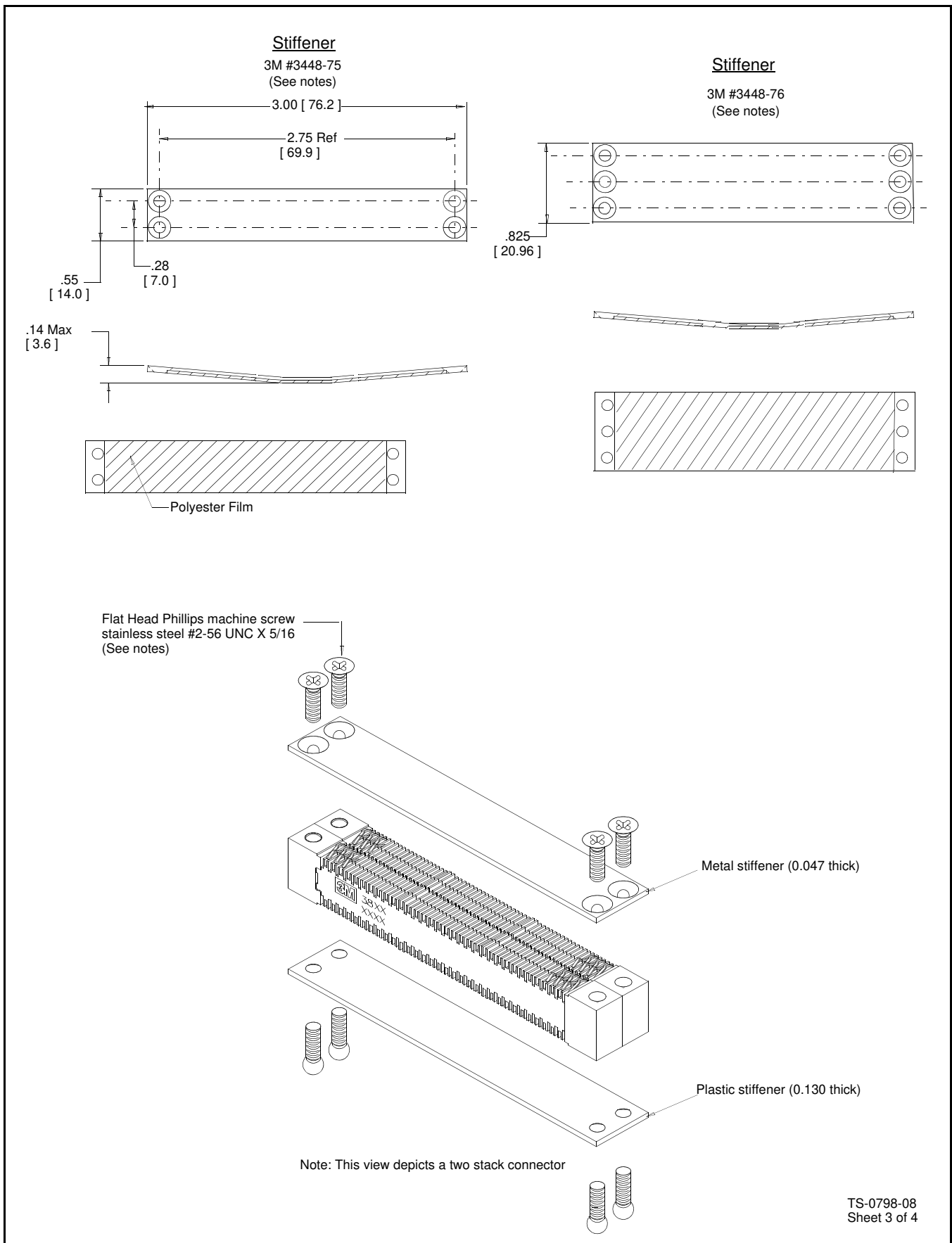
Contact Quantity:
 0 = 100
 5 = 150

TS-0798-08
 Sheet 2 of 4

3M™ Stacking Compression Connector

.050", 100 or 150 Position

389 Series



3M™ Stacking Compression Connector

.050", 100 or 150 Position

389 Series

Board & Footprint Specification

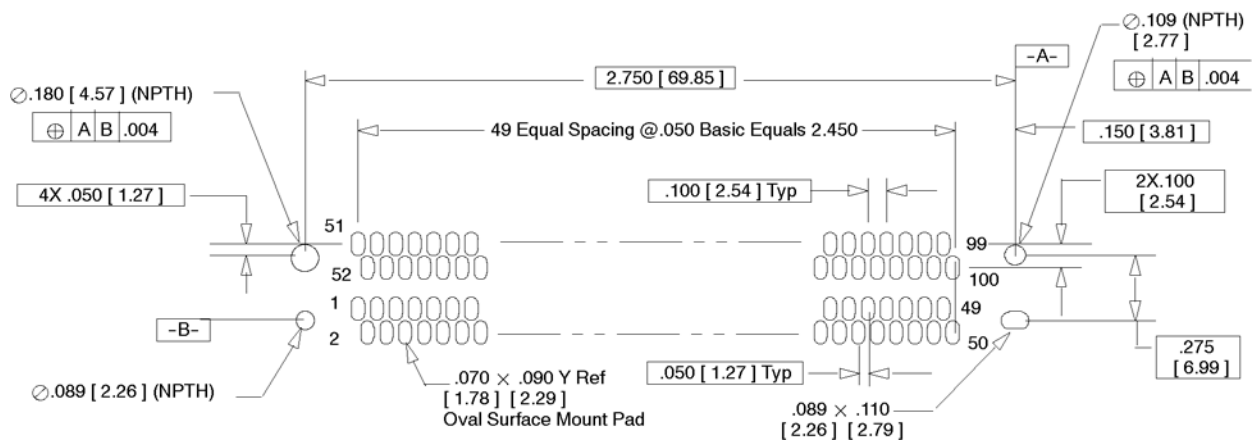
Board

Material: G10 Glass Filled Epoxy
 Thickness: .062" ± .0008"

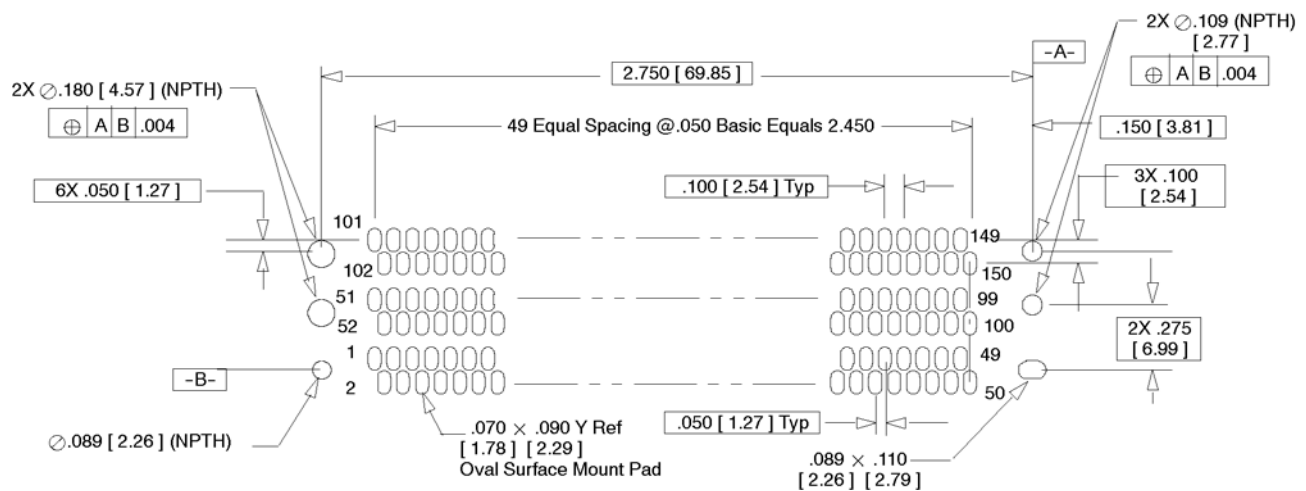
Pad

Material: 1.0 ounce Copper
 Size: .055" x .090" Oval
 Thickness: .0012" minimum
 Underplating: 100 μ" (2.54 μm) Nickel - QQ-N-290
 Plating: 30 μ" (0.76 μm) Gold - MIL-G-45204, Type II, Grade C, 130-220 Knoop hardness

100 Position Connector Footprint pad and hole locations Primary and Secondary Sides (Viewed from primary side)



150 Position Connector Footprint pad and hole locations Primary and Secondary Sides (Viewed from primary side)



TS-0798-08
 Sheet 4 of 4

Important Notice

All statements, technical information, and recommendations related to 3M's products are based on information believed to be reliable, but the accuracy or completeness is not guaranteed. Before using this product, you must evaluate it and determine if it is suitable for your intended application. You assume all risks and liability associated with such use. Any statements related to the product which are not contained in 3M's current publications, or any contrary statements contained on your purchase order shall have no force or effect unless expressly agreed upon, in writing, by an authorized officer of 3M.



3M Electronics

6801 River Place Blvd.
Austin, TX 78726-9000
800/225-5373
www.3M.com/electronics

Warranty; Limited Remedy; Limited Liability.

This product will be free from defects in material and manufacture for a period of one (1) year from the time of purchase. **3M MAKES NO OTHER WARRANTIES INCLUDING, BUT NOT LIMITED TO, ANY IMPLIED WARRANTY OF MERCHANTABILITY OR FITNESS FOR A PARTICULAR PURPOSE.** If this product is defective within the warranty period stated above, your exclusive remedy shall be, at 3M's option, to replace or repair the 3M product or refund the purchase price of the 3M product. **Except where prohibited by law, 3M will not be liable for any indirect, special, incidental or consequential loss or damage arising from this 3M product, regardless of the legal theory asserted.**



Minimum 10%
Post-Consumer Fiber

Printed in USA.

© 3M 2006