

4

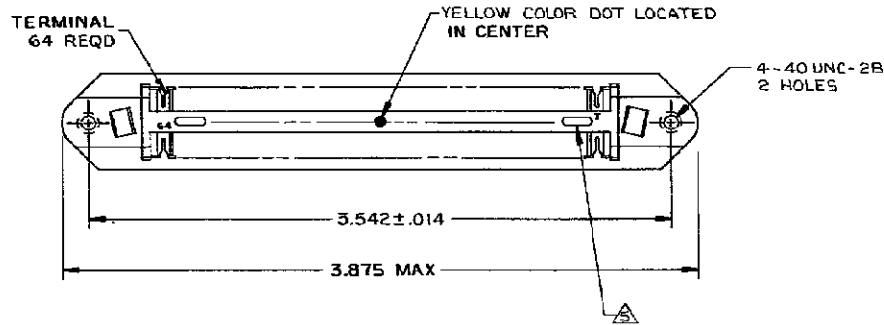
3

2

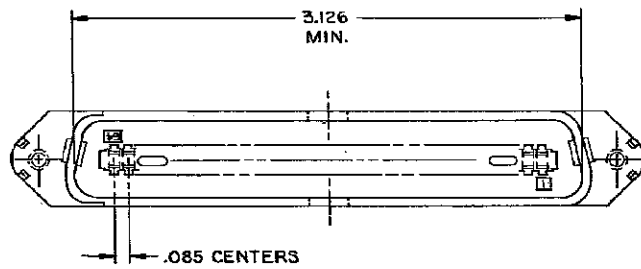
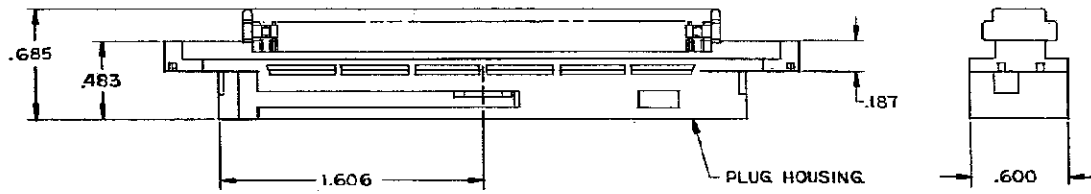
1

THIS DRAWING IS UNPUBLISHED. RELEASED FOR PUBLICATION
 © COPYRIGHT BY TYCO ELECTRONICS CORPORATION. ALL RIGHTS RESERVED.

LOC		DST		REVISIONS			
GP	00	REV	DATE	BY	CHKD	APPD	REV
		J	REVISED PER ECO-DB-007327	26JAN2009	ZMR	WLM	



1. THE CONTACT SURFACES OF THE TERMINALS ARE COATED WITH LUBRICANT.
- ⚠ ALL DIMENSIONS SHOWN ARE FOR REFERENCE ONLY UNLESS OTHERWISE SPECIFIED.
- ⚠ MATERIAL:
 HOUSING - THERMOPLASTIC (BLACK)
 TERMINALS - HIGH STRENGTH COPPER ALLOY PLATED WITH EITHER .000030 MIN GOLD OR GOLD FLASH OVER PALLADIUM NICKEL .000030 MIN TOTAL ON CONTACT MATING SURFACE. .000050 MIN NICKEL UNDERPLATE OVER ENTIRE TERMINAL.
4. WIRE SIZE: 26, 27, OR 28 AWG 7 STRANDS OF COPPER CONDUCTORS. MAX INSULATION Ø.045 IS ACCEPTABLE FOR MOST APPLICATIONS.
- ⚠ CORING MAY OR MAY NOT APPEAR AND IS AT THE DISCRETION OF TYCO ELECTRONICS.



AS SHOWN	552488-1
DESCRIPTION	PART NO

THIS DRAWING IS A CONTROLLED DOCUMENT.		DRN G. BOWMAN 12-26-79	Tyco Electronics Corporation Harrisburg, PA 17105-3608
DIMENSIONS: INCHES		CHK M.D. FRIEL 12-26-79	
TOLERANCES UNLESS OTHERWISE SPECIFIED:		APPR B.G. WARD 12-26-79	NAME
0 PLC ± -	1 PLC ± -	PRODUCT SPEC	PLUG ASSEMBLY, 64 POSITION, E SLOT W/ 4-40 HOLES, CHAMP-LOK
2 PLC ± -	3 PLC ± -	APPLICATION SPEC	
4 PLC ± -	ANGLES ± -	WEIGHT	RESTRICTED TO
MATERIAL	FINISH	A2	SIZE
		00779	DWG CODE
		552488	DRAWING NO
			SCALE
		NTS	SHEET
		1 of 1	REV
		J	