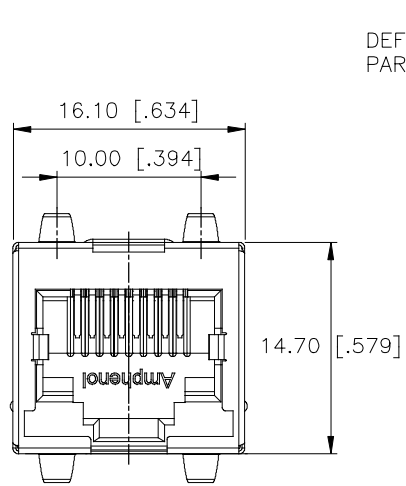
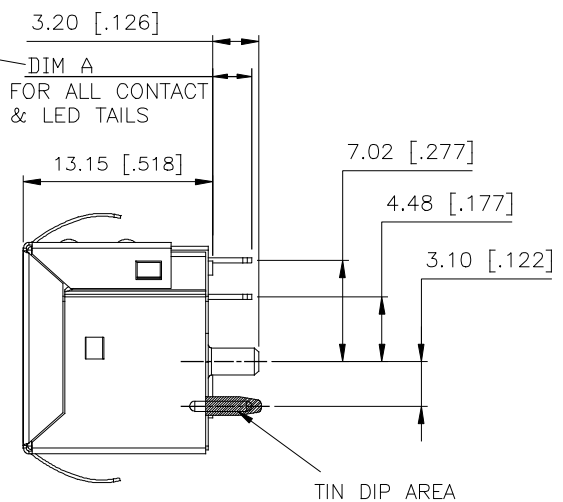


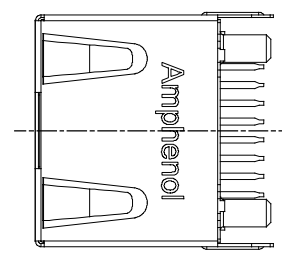
REVISIONS			
REV	DESCRIPTION, ECN, EAR NO.	DATE	APP'D
A	PROPOSAL	JUN30/15	L.CHAN
B	FIX ERROR	APR27/17	L.CHAN



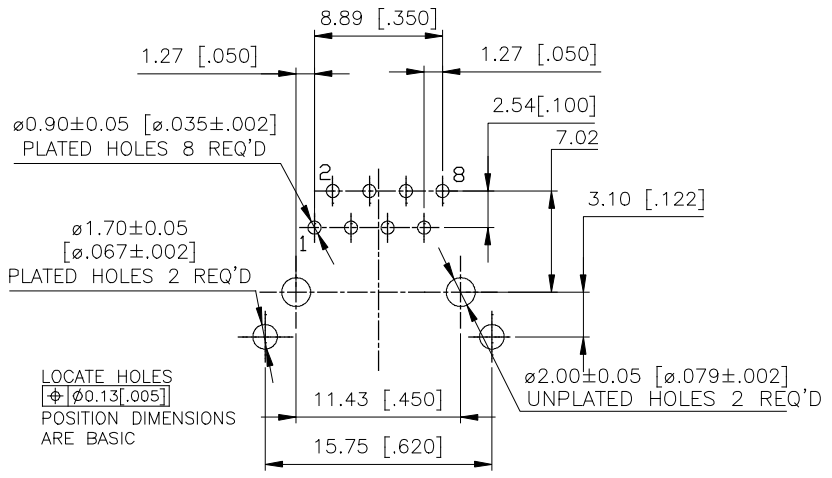
FRONT VIEW



SIDE VIEW



BOTTOM VIEW



RECOMMENDED P.C.B. LAYOUT
(COMPONENT SIDE OF BOARD)
TOLERANCES: +/- 0.05[.002]

- MATERIALS:**
 PLASTIC HOUSING: HIGH TEMPERATURE THERMOPLASTIC
 FLAMMABILITY RATING UL 94V-0
 COLOUR: BLACK

 CONTACTS: PHOSPHOR BRONZE
 PLATING: SELECTIVE GOLD PLATING ON MATING SURFACES SEE AMPHENOL PART NUMBER FOR DETAIL.
 50 μ" [1.27 MICRONS]
 MIN. NICKEL UNDERPLATE
 100 μ" [2.54 MICRONS]
 MIN. TIN ON CONTACT TAILS.

 SHIELD: STAINLESS STEEL WITH TIN DIPPED SOLDER TAIL.
- RECOMENDED SOLDER PROCESS:** WAVE SOLDERING PEAKED AT 260°C FOR 5 SECONDS MAXIMUM.

AMPHENOL PART NUMBER: RJE88-188-2X0X
 GOLD PLATING OPTION
 1=6u" GOLD PLATING
 2=15u" GOLD PLATING
 3=30u" GOLD PLATING
 4=50u" GOLD PLATING
 DIM A (TAIL LENGTH)
 0=2.70 MM
 A=3.50 MM



UNLESS SPECIFIED OTHERWISE	DRAWN <i>AMY Z</i>	DATE <i>JUN30/15</i>	Amphenol Canada Corp. www.amphenolcanada.com
PRIMARY UNITS MILLIMETER	CHECKED <i>Lawrence C</i>	DATE <i>JUN30/15</i>	
SECONDARY INCH	M.E. APP'D		TITLE
REFERENCE IN PARENTHESES	Q.A. APP'D		MODULAR JACK, 8 POSITIONS, 8 CONTACTS, SHIELDED, WITHOUT LED TRAY PACKAGING—RoHS COMPLIANT
GENERAL TOLERANCES	DWG APPR.		DWG. NO.
1 DECIMAL PLACE ±0.45	ENG. REL. NO.		P-RJE88-188-2X0X
2 DECIMAL PLACES ±0.30	REF.		REV <i>B</i>
3 DECIMAL PLACES ±0.15	THIRD ANGLE PROJECTION	DO NOT SCALE DRAWING	CODE ID NO. 03554 DWG SIZE: c SCALE: N/A SHEET 1 OF 1
ANGULAR DEGREES ±1.0°			

THIS DOCUMENT CONTAINS PROPRIETARY INFORMATION AND SUCH INFORMATION MAY NOT BE DISCLOSED TO OTHERS FOR ANY PURPOSE OR USED FOR MANUFACTURING PURPOSES WITHOUT WRITTEN PERMISSION FROM AMPHENOL CANADA CORP.