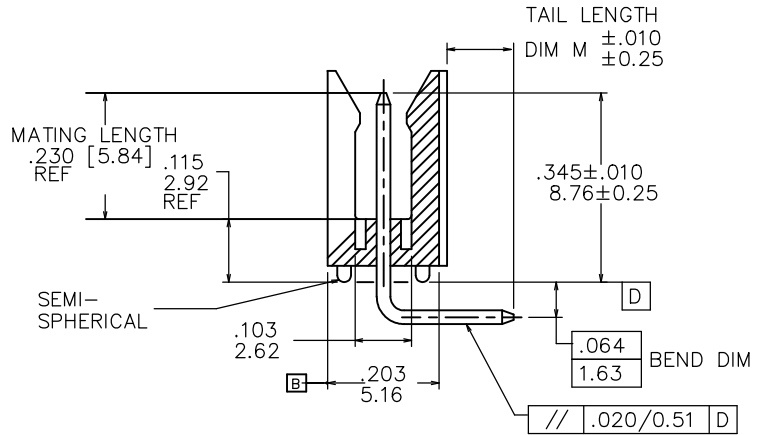
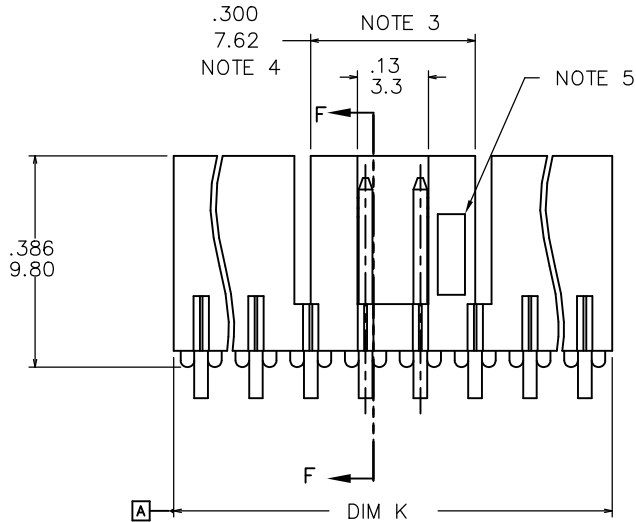
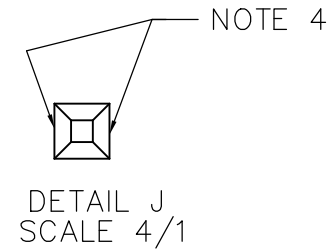
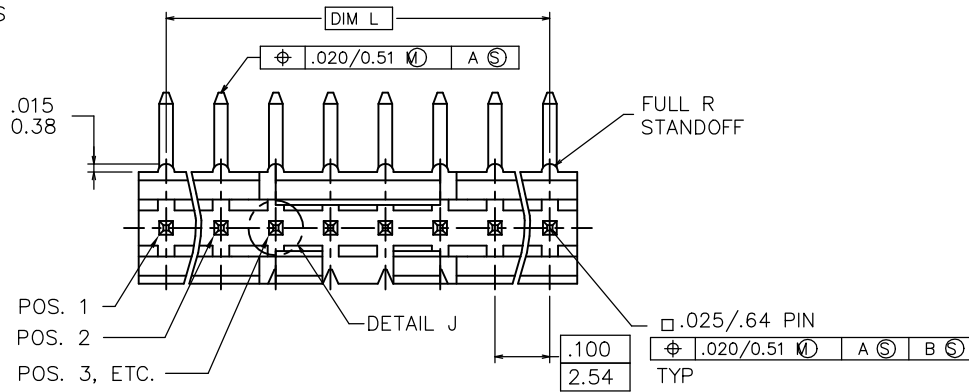


PRODUCT NO.
78208-XYHLF

- LEAD FREE OPTION
NOTE 6, 7 & 8
- NO. OF POSITIONS
SEE TABLE
- PIN PLATING
- BASE P/N



Mat'l. code NOTES 1 & 2		surface ISO 1302 <input checked="" type="checkbox"/>		tolerance ISO 206 ISO 1101		projection 		product family	
L	ELX-N-11912	JZ	05/31/12	tolerances unless otherwise specified		inch/mm		title FRICTION LATCH HEADER SINGLE ROW R/A	
M	ELX-N-21463	M.Z	07/22/15	angles	linear				
N	ELX-N-37212	M.Z	05/29/20	0°±2°		scale 1:1			
		dr	S. ROYER	11/14/94			dwg no		sheet 1 of 2
		enr	L.FYE	11/14/94			78208		size A3
		chr	L.FYE	11/14/94			type Product Customer Drawing		
		appd	L.FYE	11/14/94					
sheet	revision	N	N	N					
index	sheet	1	2	3					

PRODUCT NO.	NO.OF POS.	DIM K	DIM L	TAIL LENGTH DIM M
78208-X03	1 X 3	.300/7.62	.200/5.08	.120/3.05
-X04	1 X 4	.400/10.16	.300/7.62	
-X05	1 X 5	.500/12.70	.400/10.16	
-X06	1 X 6	.600/15.24	.500/12.70	
-X07	1 X 7	.700/17.78	.600/15.24	
-X08	1 X 8	.800/20.32	.700/17.78	
-X09	1 X 9	.900/22.86	.800/20.32	
-X10	1 X 10	1.000/25.40	.900/22.86	
-X11	1 X 11	1.100/27.94	1.000/25.40	
-X12	1 X 12	1.200/30.48	1.100/27.94	
-X13	1 X 13	1.300/33.02	1.200/30.48	
-X14	1 X 14	1.400/35.56	1.300/33.02	
78208-X15	1 X 15	1.500/38.10	1.400/35.56	.120/3.05
78208-X43	1 X 3	.300/7.62	.200/5.08	.190/4.83

- NOTES:
- MOLDING MAT'L: GLASS REINFORCED HTN OR MINRAL FILLED LCP, COLOR: BLACK
FLAME RETARDANT PER UL-94V-0
MAXIMUM OPERATING TEMPERATURE 130° C.
 - PIN MATERIAL: 3/4 HD PHOS. BRZ.
 - NO SLOTS ON 1 X 5 POSITION OR SMALLER PRODUCT. THE CENTER KEY SLOT WILL BE ON ALL HEADERS REGARDLESS OF SIZE.
 - TWO NON-CRITICAL SIDES OF PIN TIP NOT PLATED, BOTH ENDS.
 - COMPANY LOGO MAY APPEAR IN THIS AREA.
 - ADD "HLF" SUFFIX AT THE END OF PART NUMBER FOR LEAD FREE OPTION, NOT AVAILABLE FOR -5YY, -5YYH, -6YY & -6YYH.
 - PART NUMBERS WITH "H" SUFFIX WILL WITHSTAND EXPOSURE TO 260°C PEAK TEMPERATURE FOR 20 SECONDS IN WAVE SOLDER, INFRA-RED OR VAPOR PHASE SOLDER PROCESS.

PART NUMBERS WITHOUT "H" SUFFIX WILL WITHSTAND EXPOSURE TO 260°C PEAK TEMPERATURE FOR WAVE SOLDER PROCESS.
 - THIS PRODUCT MEETS EUROPEAN UNION DIRECTIVES AND OTHER COUNTRY REGULATION AS DESCRIBED IN GS-22-008.
 - PLATING OPTIONS:
PERFORMANCE PLATING WILL BE EITHER GOLD OR GXT ON CONTACT OR TAIL, OPTIONALLY (78~295u"/2~7.5u) TIN ON TAIL.
 - "THIS PRODUCT HAS 100% TIN PLATING IN THE INTERFACE AND HAS NOT BEEN TESTED FOR WHISKER GROWTH IN ALL INTERCONNECT ENVIRONMENTS."

PIN PLATING CODES

-1YY	30u"/.76u (SEE NOTE 9) 50u"/1.27u Ni
-2YY	15u/.38u (SEE NOTE 9) 50u"/1.27u Ni
-3YY	50u"/1.27u (SEE NOTE 9) 50u"/1.27u Ni
-4YY	100u"/2.54u MIN Sn 50u"/1.27u Ni (SEE NOTE 10)
-4YYHLF	
-5YY	15u"/.38u (SEE NOTE 9) 50u"/1.27u Ni
-6YY	30u"/.76u (SEE NOTE 9) 50u"/1.27u Ni
-7YY	30u"/.76u (SEE NOTE 9) OVER 50u"/1.27u Ni
-8YY	15u"/.38u (SEE NOTE 9) OVER 50u"/1.27u Ni

Mat'l. code	surface	tolerance	projection	product family
NOTES 1 & 2	ISO 1302 ✓	ISO 206 ISO 1101		
ltr	ecn no	dr	date	tolerances unless otherwise specified
N				angles linear
				0°±2°
				dr S. ROYER 11/14/94
				enr L.FYE 11/14/94
				chr L.FYE 11/14/94
				appd L.FYE 11/14/94
sheet	revision			
index	sheet			

title	FRICION LATCH HEADER SINGLE ROW R/A	
dwg no	78208	sheet 2 of 3
size	A3	
type Product Customer Drawing		

Amphenol FCI

© 2016 AFCI


A
B
C
D

A
B
C
D

PRODUCT NO.	NO.OF POS.	DIM K	DIM L	TAIL LENGTH DIM M	POLARIZATION PIN POSITION
78208-X77	1 X 10	1.000/25.40	.900/22.86	.120/3.05	2/3/5/6/8/9
78208-X78	1 X 4	1.000/25.40	.900/22.86	.120/3.05	2/3

Amphenol FCI

© 2016 AFCI

Mat'l. code		surface		tolerance		projection		product family	
NOTES 1 & 2		ISO 1302 ✓		ISO 406 ISO 1101				title	
ltr	ecn no	dr	date	tolerances unless otherwise specified				FRICION LATCH HEADER SINGLE ROW R/A	
N				angles	linear	inch/mm			
				0°±2°		scale 1:1			
		dr	S. ROYER	11/14/94	Amphenol FCI		dwg no		sheet 3 of 3
		enr	L.FYE	11/14/94			78208		A3
		chr	L.FYE	11/14/94			type		Product Customer Drawing
		appd	L.FYE	11/14/94					
sheet index	revision sheet								