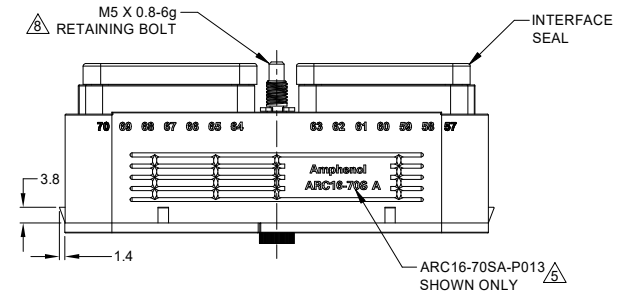
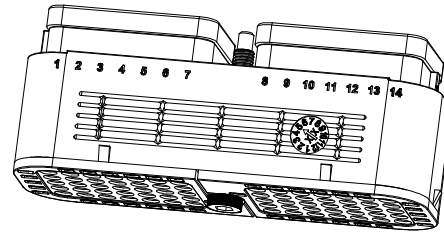
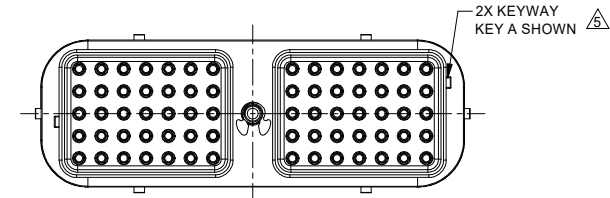
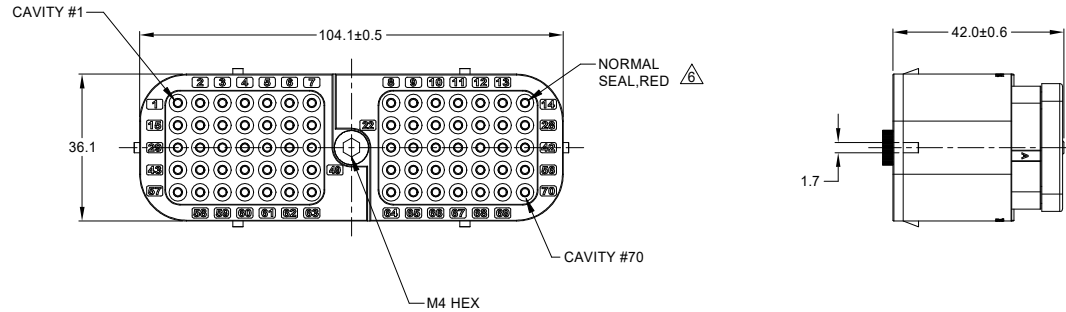


REVISIONS					
REV	ECO	DESCRIPTION	DATE	BY	APPR
A1	-	RELEASE NEW DRAWING	12/JUL/22	LOUIE	TOMMY



NOTES: UNLESS OTHERWISE SPECIFIED

- MATERIAL:
HOUSING: THERMOPLASTIC, BLACK SEAL;
SILICONE RUBBER
CLIP: STAINLESS STEEL
BOLT: STAINLESS STEEL
- MODIFICATIONS: NORMAL DIA. WIRE SEAL;
INTERFACE SEALS ARE BONDED TO
PLUG HOUSING
- SPECIFICATIONS:
3.1 CURRENT RATING: 13 AMPS
3.2 OPERATING TEMPERATURE: -55°C TO +125°C
3.3 DIELECTRIC WITHSTANDING VOLTAGE: LESS THAN 2
MILLIAMPS CURRENT LEAKAGE @ 1500 VOLTS AC
3.4 INSULATION RESISTANCE: 1000 MEGOHMS MIN @ 25°C
3.5 MOISTURE RESISTANCE:
IP68 (IM OF WATER FOR A PERIOD OF 24 HOURS, MATED
CONDITION)
IP69K(MATED CONDITION)
3.6 MATING CYCLE DURABILITY: 100 CYCLES
3.7 RoHS COMPLIANT
- MATING PART: ARC12-70PX* RECEPTACLE
(* X = A,B,C,D KEYS ; * = ALL MODIFICATIONS)

SEE SHEET 2 FOR OTHER KEY ARRANGEMENTS

CONTACT SIZE AND REAR SEAL WIRE RANGE:

CONTACT SIZE	MIN. INSUL O.D.	MAX. INSUL O.D.	TYPICAL WIRE RANGE
16	2.54 mm (.100 in)	3.40 mm (.134 in)	14 - 20 AWG (2.0 - 0.5 mm ²)

7. PLUG IS SUPPLIED WITH DUST CAP

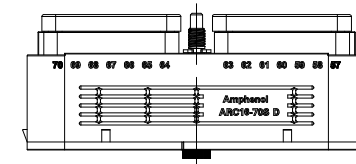
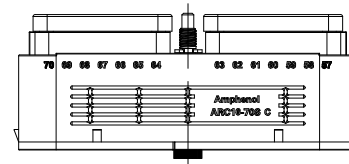
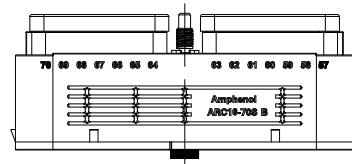
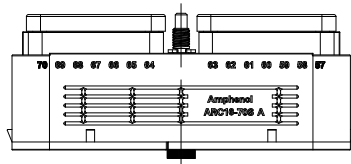
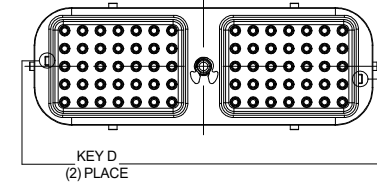
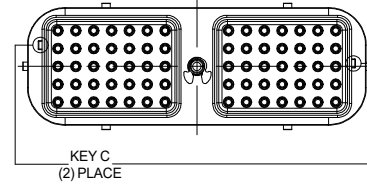
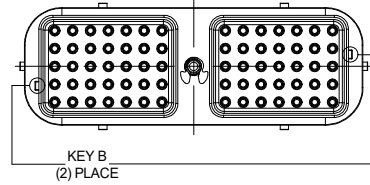
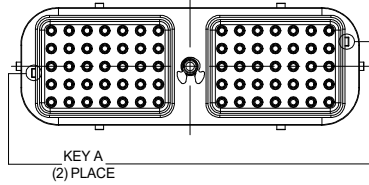
8. MATING TORQUE REQUIREMENT: 25 - 28 IN-LB [2.82 - 3.16 Nm]

9. ALL DIMENSIONS ARE FOR REFERENCE USE ONLY

SEE SHEET 2		DESCRIPTION		ITEM
QUANTITY	PART NUMBER	MATERIALS LIST		
UNLESS OTHERWISE SPECIFIED				
1) All dimensions are in metric (mm).				
2) Tolerances are as follows:				
1 PL DEC ±0.30 Fractions ±1/64				
2 PL DEC ±0.15 Angles ±1°				
3 PL DEC ±0.08				
3) Note reference =				
SIGNATURES		DATE		
DRAWN: LOUIE YN		12/JUL/22		
CHECKED: ORION LI		13/JUL/22		
ENGINEER:				
APPROVAL: TOMMY XIE		14/JUL/22		
CUSTOMER:				
MATERIAL SPECIFICATIONS:				
PROCESS SPECIFICATIONS:		THIS DRAWING IS SUPPLIED FOR INFORMATION ONLY. DESIGN FEATURES, SPECIFICATIONS AND PERFORMANCE DATA SHOWN HEREON ARE THE PROPERTY OF THE AMPHENOL CORPORATION. NO RIGHTS OF REPRODUCTION ARE IMPLIED. ALL DIMENSIONS ARE SUBJECT TO NORMAL MANUFACTURING VARIATIONS.		
NEXT ASSY:				
SIZE		TYPE		REVISION
B		C-ARC16-70SX-P013		A1
SCALE		NONE		
SHEET 1 OF 2				

TITLE: 70POS PLUG SOCKET ARC SERIES KEYS NORMAL SEAL BLACK
DWG NO.: ARC-16-70SX-P013
REV: A1
SH: 1
OF: 2

REVISIONS					
REV	ECO	DESCRIPTION	DATE	BY	APPR
A1	-	RELEASE NEW DRAWING	12/JUL/22	LOUIE	TOMMY



ARC16-24SX-P013 VARIANTS	
PART NUMBER	REF
ARC16-70SA-P013	DRC16-70SA-P013

ARC16-24SX-P013 VARIANTS	
PART NUMBER	REF
ARC16-70SB-P013	DRC16-70SB-P013

ARC16-24SX-P013 VARIANTS	
PART NUMBER	REF
ARC16-70SC-P013	DRC16-70SC-P013

ARC16-24SX-P013 VARIANTS	
PART NUMBER	REF
ARC16-70SD-P013	DRC16-70SD-P013

ARC16-70SX-P013		DESCRIPTION		ITEM
QUANTITY	PART NUMBER	MATERIALS LIST		
UNLESS OTHERWISE SPECIFIED 1) All dimensions are in metric(mm). 2) Tolerances are as follows: 1 PL DEC ±0.30 2 PL DEC ±0.15 3 PL DEC ±0.08 Fractions ±1/64 Angles ±1°				
SIGNATURES DRAWN: LOUIEYN CHECKED: ORIONLI ENGINEER: APPROVAL: TOMMYXIE CUSTOMER:		DATE 12/JUL/22 13/JUL/22 14/JUL/22		
MATERIAL SPECIFICATIONS: PROCESS SPECIFICATIONS: NEXT ASSY:		THIS DRAWING IS SUPPLIED FOR INFORMATION ONLY. DESIGN FEATURES, SPECIFICATIONS AND PERFORMANCE DATA SHOWN HEREON ARE THE PROPERTY OF THE AMPHENOL CORPORATION. NO RIGHTS OF REPRODUCTION ARE IMPLIED. ALL DIMENSIONS ARE SUBJECT TO NORMAL MANUFACTURING VARIATIONS.		
THIS DRAWING IS SUPPLIED FOR INFORMATION ONLY. DESIGN FEATURES, SPECIFICATIONS AND PERFORMANCE DATA SHOWN HEREON ARE THE PROPERTY OF THE AMPHENOL CORPORATION. NO RIGHTS OF REPRODUCTION ARE IMPLIED. ALL DIMENSIONS ARE SUBJECT TO NORMAL MANUFACTURING VARIATIONS.		Amphenol Sine Systems - www.amphenol-sine.com 44724 Morley Drive Clinton Township, MI 48036 70 POS, PLUG, SOCKET,ARC SERIES, KEYED, NORMAL SEAL,BLACK		
SCALE NONE		SIZE TYPE DWG NO: B C-ARC16-70SX-P013 REVISION A1 SHEET 2 OF 2		

TITLE: 70 POS, PLUG, SOCKET,ARC SERIES,KEYED, NORMAL SEAL,BLACK
 DWG NO.: ARC16-70SX-P013
 REV: A1
 SH: 2
 OF: 2