

63963-1 ✓ ACTIVE

FASTON | FASTON 250

TE Internal #: 63963-1

Quick Disconnects, Receptacle, 18 – 14 AWG Wire Size, .82 – 2.08 mm<sup>2</sup> Wire Size, Mating Tab Width 6.35 mm [.25 in], Flag, Steel, FASTON 250

[View on TE.com >](#)



Terminals & Splices > Quick Disconnects



Quick Disconnect Terminal Type: **Receptacle**

Wire Size: **.82 – 2.08 mm<sup>2</sup>**

Mating Tab Width: **6.35 mm [.25 in]**

Mating Tab Thickness: **.81 mm [.032 in]**

## Features

### Product Type Features

Insertion Force	Low
-----------------	-----

### Configuration Features

Connection Capacity	Single
Compatible With Wire & Cable Type	Discrete Wire

### Contact Features

Quick Disconnect Terminal Type	Receptacle
Mating Tab Width	6.35 mm [.25 in]
Mating Tab Thickness	.81 mm [.032 in]
Terminal Orientation	Flag
Contact Base Material	Steel
Terminal Plating Material	Nickel
Crimp Type	F-Crimp
Barrel Type	Open

### Termination Features

--	--



Product Terminates To	Wire & Cable
-----------------------	--------------

### Mechanical Attachment

Wire Insulation Support	With
-------------------------	------

Mating Retention Type	Dimple
-----------------------	--------

### Dimensions

Terminal Material Thickness	.41 mm[.016 in]
-----------------------------	-----------------

Product Length	13.72 mm[.54 in]
----------------	------------------

Compatible Insulation Diameter Range	2.79 – 5.08 mm[.11 – .2 in]
--------------------------------------	-----------------------------

Wire Size	.82 – 2.08 mm <sup>2</sup>
-----------	----------------------------

### Usage Conditions

Insulation Option	Uninsulated
-------------------	-------------

Operating Temperature Range	-40 – 250 °C[-40 – 482 °F]
-----------------------------	----------------------------

### Industry Standards

Agency/Standard	CSA, UL
-----------------	---------

### Packaging Features

Packaging Quantity	11000
--------------------	-------

Packaging Method	Strip/Reel
------------------	------------

### Other

Line	Budget
------	--------

Terminals & Splices Comment	Left handed flag.
-----------------------------	-------------------

### Product Compliance

[For compliance documentation, visit the product page on TE.com>](#)

EU RoHS Directive 2011/65/EU	Compliant
------------------------------	-----------

EU ELV Directive 2000/53/EC	Compliant
-----------------------------	-----------

China RoHS 2 Directive MIIT Order No 32, 2016	No Restricted Materials Above Threshold
---	---

EU REACH Regulation (EC) No. 1907/2006	Current ECHA Candidate List: JUNE 2023 (235) Candidate List Declared Against: JUNE 2023 (235) Does not contain REACH SVHC
--	---

Halogen Content	Low Halogen - Br, Cl, F, I < 900 ppm per homogenous material. Also BFR/CFR/PVC Free
-----------------	---

Solder Process Capability

Not applicable for solder process capability

Product Compliance Disclaimer

This information is provided based on reasonable inquiry of our suppliers and represents our current actual knowledge based on the information they provided. This information is subject to change. The part numbers that TE has identified as EU RoHS compliant have a maximum concentration of 0.1% by weight in homogenous materials for lead, hexavalent chromium, mercury, PBB, PBDE, DBP, BBP, DEHP, DIBP, and 0.01% for cadmium, or qualify for an exemption to these limits as defined in the Annexes of Directive 2011/65/EU (RoHS2). Finished electrical and electronic equipment products will be CE marked as required by Directive 2011/65/EU. Components may not be CE marked. Additionally, the part numbers that TE has identified as EU ELV compliant have a maximum concentration of 0.1% by weight in homogenous materials for lead, hexavalent chromium, and mercury, and 0.01% for cadmium, or qualify for an exemption to these limits as defined in the Annexes of Directive 2000/53/EC (ELV). Regarding the REACH Regulation, the information TE provides on SVHC in articles for this part number is based on the latest European Chemicals Agency (ECHA) 'Guidance on requirements for substances in articles' posted at this URL: <https://echa.europa.eu/guidance-documents/guidance-on-reach>

## Compatible Parts



TE Part # 1-1969705-1  
250 FASTON HSG., FLAG, REC., 3 POS, NATRUAL



TE Part # 1-1969706-1  
250 FASTON HSG., FLAG, REC., 2 POS, BLACK



TE Part # 2-2150129-2  
OCEAN\_2.0\_Applicator-S-110F1800



TE Part # 2150129-2  
OCEAN\_2.0\_Applicator-S-110F1800




TE Part # 7-2150129-2  
OCEAN\_2.0\_Applicator-S-110F1800




TE Part # 7-2150129-7  
OCEAN\_2.0\_SPARE\_PART\_KIT-110F1800


## Also in the Series | FASTON 250



Compression Connectors(4)



Crimp Terminal Housings(142)



Insertion & Extraction Tools(6)



Magnet Wire Terminals(1)



PCB Terminals(135)



Quick Disconnects(445)



Splices(4)

## Customers Also Bought



TE Part #5-2232265-2  
POWER TRIPLE LOCK Glow Wire Plug



TE Part #1971785-2  
PTL RECEPTACLE CONTACT, 20 - 24 AWG



TE Part #40661  
RING 190(4.82 MM) TERMINAL 18-14 AWG BR



TE Part #42722-1  
RING TONGUE 12-10 AWG BR



TE Part #1-1744498-0  
10P EP-II HOUSING, BLACK



TE Part #1-1744544-0  
EP II TPA 10P, BLACK



TE Part #1-1969706-1  
250 FASTON HSG., FLAG, REC., 2 POS, BLACK



TE Part #1744495-5  
05P EP-II HOUSING, GREEN

## Documents

### Product Drawings

250 FASTON FLAG REC 18-14 AWG NPST

English

### CAD Files

3D PDF

3D

Customer View Model

[ENG\\_CVM\\_CVM\\_63963-1\\_H.2d\\_dxf.zip](#)

English

Customer View Model

[ENG\\_CVM\\_CVM\\_63963-1\\_H.3d\\_igs.zip](#)

English

Customer View Model

[ENG\\_CVM\\_CVM\\_63963-1\\_H.3d\\_stp.zip](#)

English

By downloading the CAD file I accept and agree to the [Terms and Conditions](#) of use.



---

### Datasheets & Catalog Pages

[82004 FASTON Terminals \(Insulated and Uninsulated\) Catalog - FASTON Receptacles Section](#)

English

---

### Product Specifications

[Application Specification](#)

English

---

### Product Environmental Compliance

[Product Compliance Document](#)

English

[Product Compliance Document](#)

English