

TERMSERIES
TRS 24VDC 2CO
Weidmüller Interface GmbH & Co. KG

Klingenbergstraße 16

D-32758 Detmold

Germany

Fon: +49 5231 14-0

Fax: +49 5231 14-292083

www.weidmueller.com



TERMSERIES relay module, complete modules consisting of

a relay and a base with AC/DC/UC coils, available in different versions:

- With screw and tension-clamp connection
- AgNi contact, optionally with hard gold-plated contacts
- 1 and 2 COs
- Optionally with multiple-voltage input: 24...230 V UC
- With various protective circuits in the input (free-wheel diode, RC element)
- Illuminated ejection lever

General ordering data

Type	TRS 24VDC 2CO
Order No.	1123490000
Version	TERMSERIES, Relay module, No. of contacts: 2 CO contact AgNi, Rated control voltage: 24 V DC \pm 20 %, Continuous current: 8 A, Screw connection
GTIN (EAN)	4032248905836
Qty.	10 pc(s).

**TERMSERIES
TRS 24VDC 2CO**

Weidmüller Interface GmbH & Co. KG
 Klingenbergstraße 16
 D-32758 Detmold
 Germany
 Fon: +49 5231 14-0
 Fax: +49 5231 14-292083
 www.weidmueller.com

Technical data
Dimensions and weights

Width	12.8 mm	Width (inches)	0.504 inch
Height	89.6 mm	Height (inches)	3.528 inch
Depth	87.8 mm	Depth (inches)	3.457 inch
Net weight	56 g		

Temperatures

Humidity	5–95% rel. humidity, $T_u = 40^\circ\text{C}$, no condensation	Operating temperature, max.	60 °C
Operating temperature, min.	-40 °C	Storage temperature, max.	85 °C
Storage temperature, min.	-40 °C	Operating temperature	-40 °C...60 °C
Storage temperature	-40 °C...85 °C		

Input

Rated control voltage	24 V DC \pm 20 %	Rated current DC	20 mA
Power rating	480 mW	Pull-in/drop-out voltage, typ.	17 V / 3 V DC
Pull-in/drop-out current, typ.	14 mA / 2 mA DC	Status indicator	Green LED
Protective circuit	Free-wheel diode, Reverse polarity protection	Coil voltage of the replacement relay deviating from the rated control voltage	No
Coil voltage of the replacement relay	24 V DC		

Output

Rated switching voltage	250 V AC	Max. switching voltage, AC	250 V
Max. switching voltage, DC	250 V	Continuous current	8 A
Inrush current	15 A / 4 s	AC switching capacity (resistive), max.	2000 VA
DC switching capacity (resistive), max.	192 W @ 24 V	Switch-on delay	\leq 6 ms
Switch-off delay	$<$ 18 ms	Min. switching power	10 mA @ 10 V, 100 mA @ 5 V
Max. switching frequency at rated load	0.1 Hz		

Contact data

Contact type	2 CO contact (AgNi)	Mechanical service life	30 x 10 ⁶ switching cycles
--------------	---------------------	-------------------------	---------------------------------------

General data

Mounting rail	TS 35	Test button	No
Mechanical switch position indicator	No		

Insulation coordination

Rated voltage	300 V	Surge voltage category	III
Pollution severity	2	Protection degree	IP20
Dielectric strength input – output	1.2 kV _{eff} / 5 s	Creepage and clearance distance input – output	\geq 5.5 mm
Dielectric strength of neighbouring contacts	2.5 kV _{eff}	Dielectric strength of open contact	1 kV _{eff} / 1 min
Dielectric strength to mounting rail	4 kV _{eff} / 1 min.	Impulse withstand voltage	6 kV (1.2/50 μ s)

**TERMSERIES
TRS 24VDC 2CO**

Weidmüller Interface GmbH & Co. KG
 Klingenbergstraße 16
 D-32758 Detmold
 Germany
 Fon: +49 5231 14-0
 Fax: +49 5231 14-292083
 www.weidmueller.com

Technical data
Further details of approvals / standards

Standards	EN 50178, EN 55011, EN 61000-6-1, 2, 4	Certificate No. (DNVGL)	TAA00001E5
Certificate no. (cULus)	E141197		

Connection data

Wire connection method	Screw connection	Stripping length, rated connection	8 mm
Tightening torque, max.	0.4 Nm	Clamping range, rated connection	1.5 mm ²
Clamping range, min.	0.14 mm ²	Clamping range, max.	2.5 mm ²
Wire connection cross section AWG, min.	AWG 26	Wire connection cross section AWG, max.	AWG 14
Wire cross-section, solid, min.	0.14 mm ²	Wire cross-section, solid, max.	2.5 mm ²
Wire connection cross-section, finely stranded, min.	0.14 mm ²	Wire connection cross section, finely stranded, max.	2.5 mm ²
Wire cross-section, finely stranded, min. (AWG)	AWG 26	Wire cross-section, finely stranded, max. (AWG)	AWG 14
Wire connection cross-section, finely stranded with wire-end ferrules DIN 46228/4, min.	0.25 mm ²	Wire connection cross-section, finely stranded with wire-end ferrules DIN 46228/4, max.	2.5 mm ²
Conductor cross-section, flexible, AEH (DIN 46228-1), min.	0.25 mm ²	Conductor cross-section, flexible, AEH (DIN 46228-1), max.	2.5 mm ²
Wire connection cross section, finely stranded, two clampable wires, min.	0.5 mm ²	Wire cross-section, finely stranded, two clampable wires, max.	1 mm ²
Twin wire-end ferrules, min.	0.5 mm ²	Twin wire-end ferrules, max.	1 mm ²
Blade size	size PHO	Gauge to IEC 60947-1	A1, B1

Rated data UL

Ambient temperature (operational), max. 60 °C	Connection cross-section AWG, min.	AWG 26
Connection cross-section AWG, max.	Type of conductor	rigid copper conductor, flexible copper conductor
Tightening torque, max.	Pollution severity level	2

Classifications

ETIM 5.0	EC001437	ETIM 6.0	EC001437
eClass 6.2	27-37-16-01	eClass 7.1	27-37-16-01
eClass 8.1	27-37-16-01	eClass 9.0	27-37-16-01
eClass 9.1	27-37-16-01		

Product information

Descriptive text ordering data	Spare relay Type: RCL424024 Orderno.: 4058570000
Descriptive text technical data	Accessories and dimensional drawings: refer to the TERMSERIES Accessories page.

Approvals

Approvals



ROHS Conform

Creation date April 13, 2018 10:16:15 PM CEST

Catalogue status 06.04.2018 / We reserve the right to make technical changes.

**TERMSERIES
TRS 24VDC 2CO**

Weidmüller Interface GmbH & Co. KG
Klingenbergstraße 16
D-32758 Detmold
Germany
Fon: +49 5231 14-0
Fax: +49 5231 14-292083
www.weidmueller.com

Technical data**Downloads**

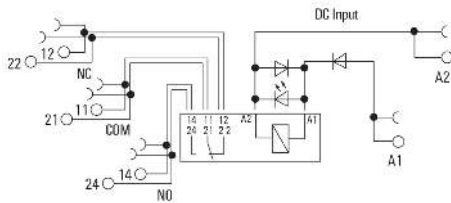
Approval/Certificate/Document of Conformity	DE_PA5600_160229_001.pdf
Brochure/Catalogue	CAT 4.5 ELECTR 16/17 EN CAT 4.2 ELECTR 15/16 EN
Engineering Data	EPLAN, WSCAD, Zuken E3.S
Engineering Data	STEP
User Documentation	Operating Instructions

**TERMSERIES
TRS 24VDC 2CO**

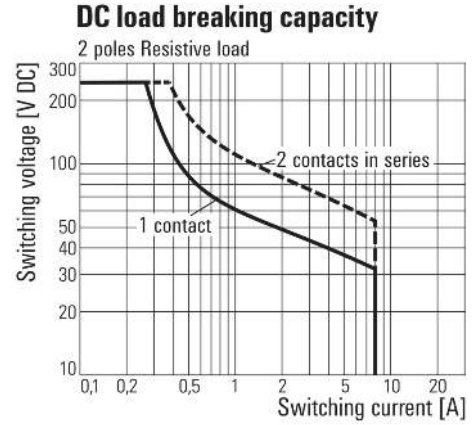
Weidmüller Interface GmbH & Co. KG
 Klingenbergstraße 16
 D-32758 Detmold
 Germany
 Fon: +49 5231 14-0
 Fax: +49 5231 14-292083
 www.weidmueller.com

Drawings

Wiring diagram



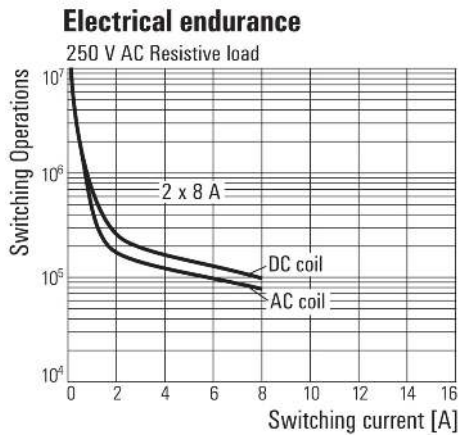
Graph



DC load limit curve

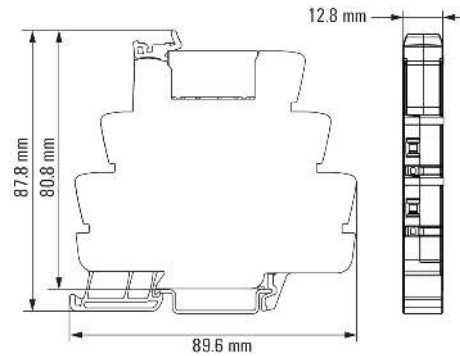
Resistive load

Graph



Electrical service life 230 V AC resistive load
 230 V AC resistive load

Dimensional drawing

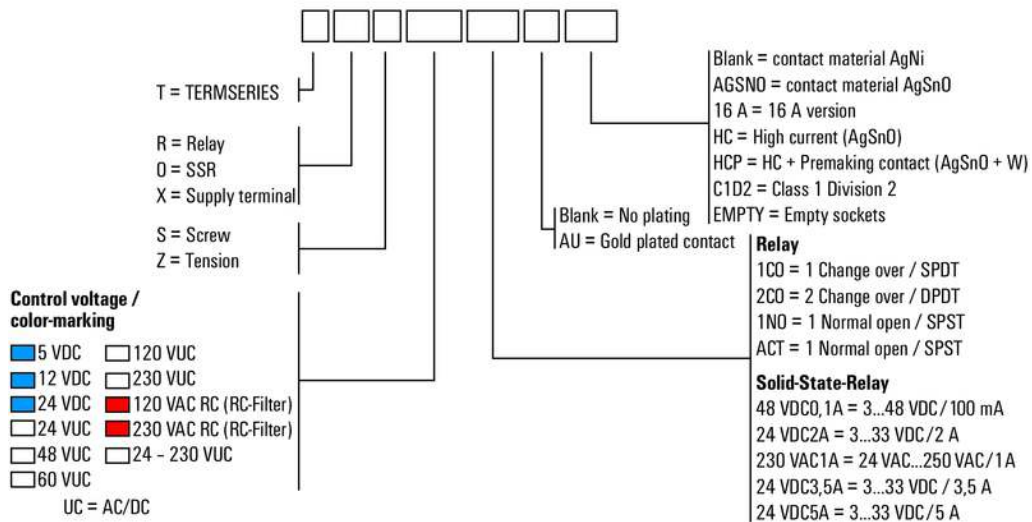


**TERMSERIES
TRS 24VDC 2CO**

Weidmüller Interface GmbH & Co. KG
 Klingenbergstraße 16
 D-32758 Detmold
 Germany
 Fon: +49 5231 14-0
 Fax: +49 5231 14-292083
 www.weidmueller.com

Drawings

Miscellaneous



Type codes