

Single relay - REL-OR/LDP-220DC/1/MB - 2901904

Please be informed that the data shown in this PDF Document is generated from our Online Catalog. Please find the complete data in the user's documentation. Our General Terms of Use for Downloads are valid (<http://phoenixcontact.com/download>)



Plug-in octal relay with power contacts, specially designed for switching high DC loads, 1 N/O contact, detectable manual operation, status LED, blowout magnet, coil voltage: 220 V DC

The figure shows the 24 V DC version



Key commercial data

Packing unit	1 pc
Weight per Piece (excluding packing)	85.8 GRM
Custom tariff number	85364900
Country of origin	India

Technical data

Dimensions

Width	35 mm
Height	35 mm
Depth	58.5 mm

Ambient conditions

Ambient temperature (operation)	-40 °C ... 60 °C
Ambient temperature (storage/transport)	-40 °C ... 80 °C

Coil side

Nominal input voltage U_N	220 V DC
Input voltage range in reference to U_N	see diagram
Typical input current at U_N	7 mA
Typical response time	20 ms
Typical release time	30 ms
Coil resistance	36.1 k Ω \pm 10 %

Single relay - REL-OR/LDP-220DC/1/MB - 2901904

Technical data

Coil side

Operating voltage display	Yellow LED
Protective circuit	Damping diode

Contact side

Contact type	Single contact, 1 N/O contact (series connection, 2 N/O contacts) with blowout magnet
Contact material	AgNi
Maximum switching voltage	250 V AC 220 V DC
Minimum switching voltage	10 V (at 10 mA)
Maximum inrush current	30 A (20 ms)
Min. switching current	10 mA (at 10 V)
Limiting continuous current	10 A
Interrupting rating (ohmic load) max.	2500 VA (for 250 V AC)
Switching capacity in acc. with DIN VDE 0660/IEC 60947	3.6 A (at 24 V, DC13) 3.6 A (at 110 V, DC13) 2 A (at 220 V, DC13) 6 A (at 24 V, AC15) 6 A (at 120 V, AC15) 6 A (at 250 V, AC15)

General

Test voltage relay winding/relay contact	2.5 kV _{rms} (50 Hz, 1 min.)
Operating mode	100% operating factor
Degree of protection	RT I
Mechanical service life	Approx. 10 ⁷ cycles
Standards/regulations	IEC 61810 EN 60947
Pollution degree	3
Surge voltage category	III
Mounting position	any
Assembly instructions	On relay base PR3

Classifications

eCl@ss

eCl@ss 4.0	27371104
eCl@ss 4.1	27371104

Single relay - REL-OR/LDP-220DC/1/MB - 2901904

Classifications

eCl@ss

eCl@ss 5.0	27371001
eCl@ss 5.1	27371001
eCl@ss 6.0	27371001
eCl@ss 7.0	27371001
eCl@ss 8.0	27371001

ETIM

ETIM 3.0	EC000196
ETIM 4.0	EC000196
ETIM 5.0	EC000196

UNSPSC

UNSPSC 6.01	30211916
UNSPSC 7.0901	39121515
UNSPSC 11	39121515
UNSPSC 12.01	39121515
UNSPSC 13.2	39121515

Approvals

Approvals


Approvals

UL Recognized / cUL Recognized / UL Recognized / cUL Recognized / cULus Recognized

Ex Approvals

Approvals submitted

Approval details

UL Recognized 

Single relay - REL-OR/LDP-220DC/1/MB - 2901904

Approvals

cUL Recognized

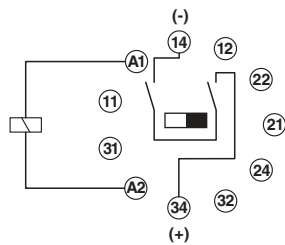
UL Recognized

cUL Recognized

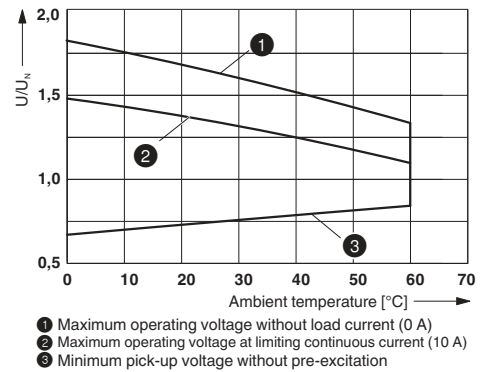
cULus Recognized

Drawings

Circuit diagram



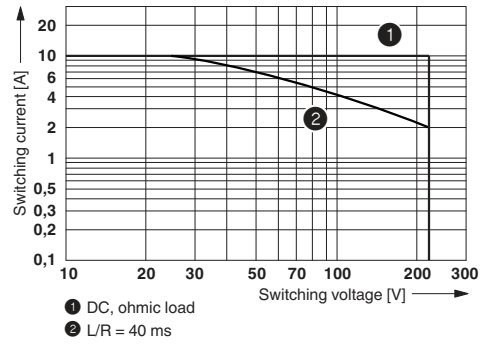
Diagram



Operating voltage range of the relay

Single relay - REL-OR/LDP-220DC/1/MB - 2901904

Diagram



DC interrupting rating

Phoenix Contact 2014 © - all rights reserved
<http://www.phoenixcontact.com>