


HC-M-HS-MOD-ST

Order No.: 1605000

<http://eshop.phoenixcontact.de/phoenix/treeViewClick.do?UID=1605000>HEAVYCON contact insert module, male, 2-pos. to 100 A, screw
connection**Commercial data**

GTIN (EAN)	 4 017918 893293
sales group	D042
Pack	1 pcs.
Customs tariff	85369010
Catalog page information	Page 452 (PC-2009)

Product notesWEEE/RoHS-compliant since:
07/11/2006

<http://www.download.phoenixcontact.com>
Please note that the data given here has been taken from the online catalog. For comprehensive information and data, please refer to the user documentation. The General Terms and Conditions of Use apply to Internet downloads.

Technical data**Electrical characteristics**

Note	Required for housing HC-B6 to B48, (housing height min. 72 mm), housing HC-ADVANCE-B6 to B24, hinged retaining frame HC-M-MHR..., axial connection for 4 mm Allen wrench
------	--

Rated voltage (III/3)	1000 V
Rated current	100 A
Rated surge voltage	8 kV
Ambient temperature (operation)	-40 °C ... 125 °C
Number of positions	2

Mechanical characteristics

Conductor cross-section	16 mm ² ... 35 mm ²
Connection cross-section AWG	4 ... 2
Stripping length of the individual wire	13 mm
Tightening torque	6 Nm (16 mm ²) 7 Nm (25 mm ²) 8 Nm (35 mm ²)
Wire diameter including insulation	11.4 mm
Hexagonal socket	SW 4
Insertion/withdrawal cycles	≥ 500

General characteristics

Number of module slots	2
Connection method	Axial screw connection
Inflammability class acc. to UL 94	V0
Pollution degree	3
Surge voltage category	III
Assembly instructions	- Use HC housing h ≥ 72 mm- Connection of wires using a 4 mm Allen wrench- Axial screw connection only for stranded wires- Plug-in connections may only be operated only when there is no load/voltage
Connection	Note for axial connection method The specified conductor cross-sections refer to the geometric cross-section of the used conductor. The use of conductors with a geometric cross-section that deviates greatly from the nominal cross-section of the conductor should be checked first. The wiring space of the axial screw technology has been designed for fine strand conductors as per VDE 0295 class 5. Deviating conductor superstructures (e.g. class 6 conductors) must be checked before use. Connection It must be ensured before installation that the ball screw is completely turned back (chamber is open). Twisting the conductors is not allowed. The cores must be pushed up to the end of the contact chamber (until the contact is insulated). Keep the core in this position and tighten it using an Allen key. The required core end must be cut before a reconnection. Tightening the connection screw is allowed only once in order to prevent a breakage of the litz wire.

Material data

Contact material	Copper alloy
Contact surface material	Ag
Contact carrier material	PC

Certificates / Approvals



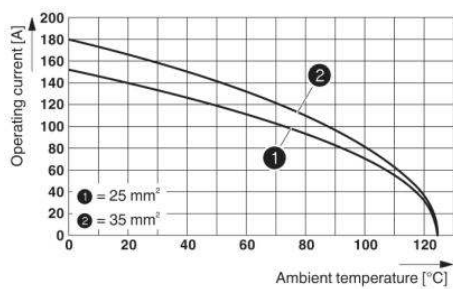
Certification CUL, GOST, UL

Accessories

Item	Designation	Description
1636981	HC-M-MHR-PE16	Cable lug for HEAVYCON-MODULAR; PE connection extension to 16 mm ² , for crimping with crimp pliers

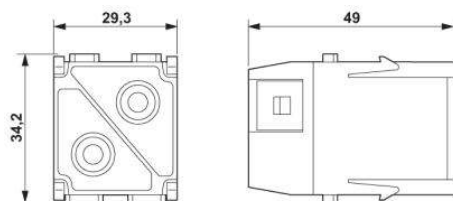
Diagrams/Drawings

Diagram



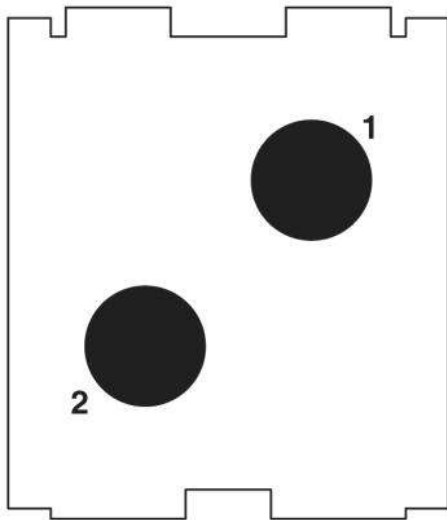
Derating diagram (3 modules in HC-B 24 housing)

Dimensioned drawing

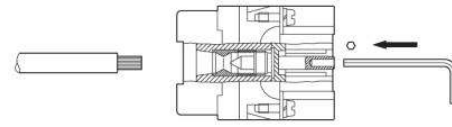


Male insert

Schematic diagram



Connector pin assignment



Axial connection

Address

PHOENIX CONTACT Deutschland GmbH
Flachmarktstr. 8
32825 Blomberg, Germany
Phone +49 5235 3 12000
Fax +49 5235 3 41200
<http://www.phoenixcontact.de>



© 2010 Phoenix Contact
Technical modifications reserved;