

[Request Samples](#)
[Check Inventory](#)


FEATURES

- Shielded construction
- Soft saturation
- Low DCR per cubic mm
- Designed for switching frequencies between 100KHz-5MHz
- Automotive option available upon request



ELECTRICAL SPECIFICATIONS @ 25°C

PART NUMBER*	INDUCTANCE (uH)	TOLERANCE (%)	IRMS (A)	ISAT (A)	DC RESISTANCE (mΩ)		TYPE
					TYP	MAX	
AMDLA3010S-R15MT	0.15	20	8.0	12	9.3	12	Lead Frame
AMDLA3010S-R22MT	0.22	20	7.0	11	11	14	Lead Frame
AMDLA3010S-R33MT	0.33	20	6.0	10	15	18	Lead Frame
AMDLA3010S-R47MT	0.47	20	4.0	7.0	22	25	Lead Frame
AMDLA3010S-1R0MT	1.0	20	2.8	5.0	40	48	Lead Frame
AMDLA3010S-1R5MT	1.5	20	2.4	4.0	54	65	Lead Frame
AMDLA3010S-2R2MT	2.2	20	1.8	3.5	87	100	Lead Frame
AMDLA3010S-100MT	10.0	20	0.9	1.4	380	430	Lead Frame

* Please refer to Part Identification section

Test Conditions

Inductance: 1 MHz, 1 V, 0 Adc
 Humidity Range: 65% RH
 Temperature Rise Current: Current measured at Δ T of 40°C
 Saturation Current: Current measured at Δ L of 30%

GENERAL SPECIFICATIONS

Operating Temperature:
 -55°C to +125°C with (40°C rise) Irms current.

Maximum Part Temperature: +125°C
Components Storage Temperature:
 -55°C to +125°C

Tape and Reel Packaging Temperature: -20°C to +65°C

MSL: Level 1

MATERIALS

Core: Metal Alloy
Wire: Copper
Terminal: Tin Plating
Ink: Black

PART BUILDER

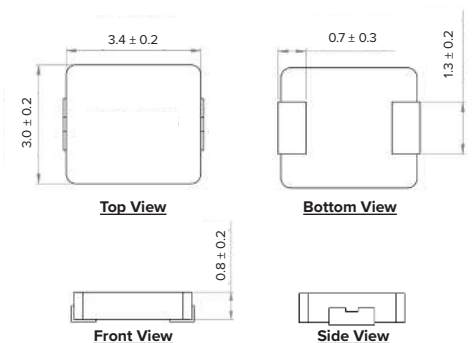


1. Tolerance: M = 20%

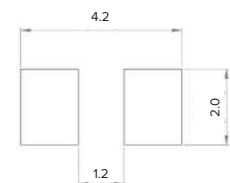
2. Packaging: B = Bulk
 T = Tape and Reel (4,000pcs/reel)

*Refer to Electrical Specification table

PRODUCT DIMENSIONS

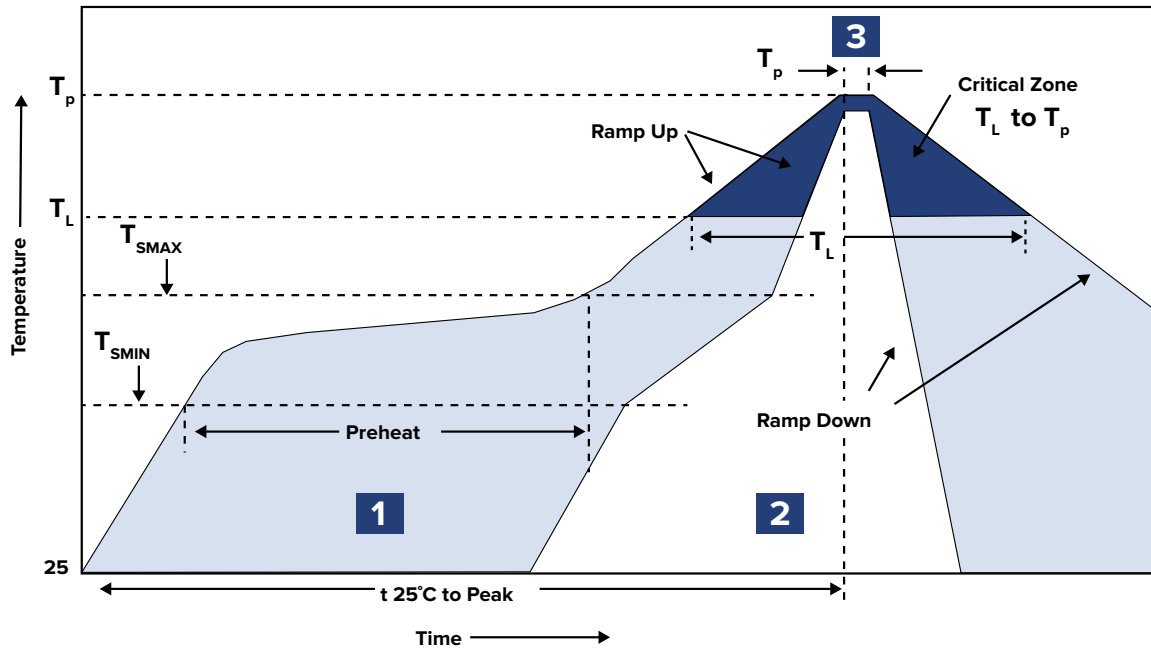


RECOMMENDED LANDING PATTERN



Dimensions: mm

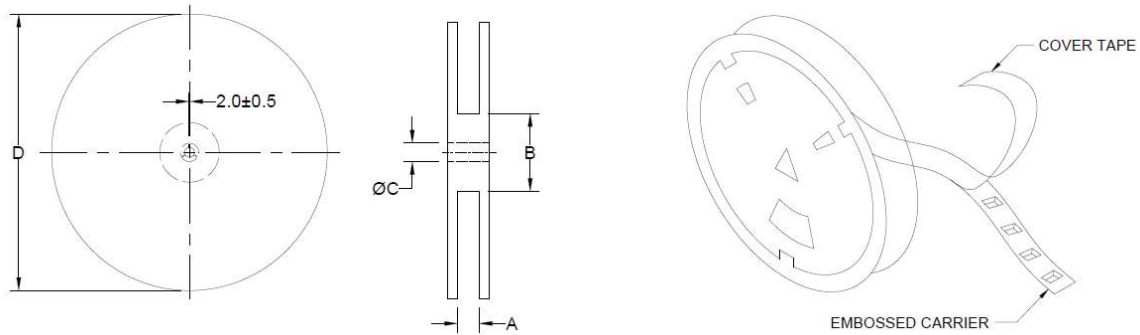
RECOMMENDED REFLOW PROFILE



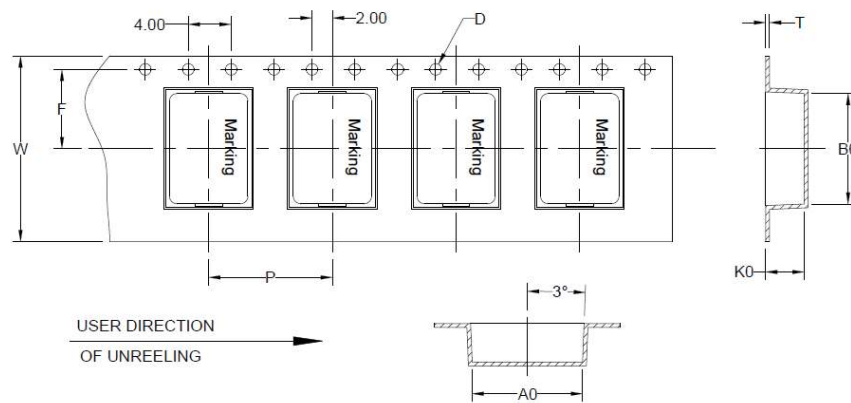
ZONE	DESCRIPTION	TEMPERATURE	TIMES
1	Preheat	$T_{smin} \sim T_{smax}$ 150°C ~ 180°C	60 ~ 120 sec.
2	Reflow	T_L 230°C	30 ~ 40 sec.
3	Peak Heat	T_p 250°C+0/-5°C	10 sec. MAX

PACKAGING

Tape and Reel: 4,000
 Units per Carton: 32,000
 T&R per Carton: 8
 Weight per Carton: 12.0 kg
 Weight per Unit: 0.32 g
 Carton Dimensions: 360 x 360 x 400 mm



TYPE	A	B	C	D
13" x 12 mm	12.4 +2/-0	100.0 ± 0.5	13.0 +0.5/-0.2	330.0



B ₀	A ₀	K ₀	P	W	F	T	D
3.8 ± 0.1	3.4 ± 0.1	1.5 ± 0.1	8.0 ± 0.1	12.0 ± 0.3	5.5 ± 0.1	0.3 ± 0.05	1.5

Dimensions: mm

This product is commercial off-the-shelf (COTS) and not specifically designed for automotive, military, aviation, aerospace, implantable, life-dependent medical or safety applications. This product is not recommended for use in any application requiring high reliability in which component failure could result in loss of life and/or property damage without prior written approval from Abracon. Specifications are subject to change without notice. Contact Abracon for more information.