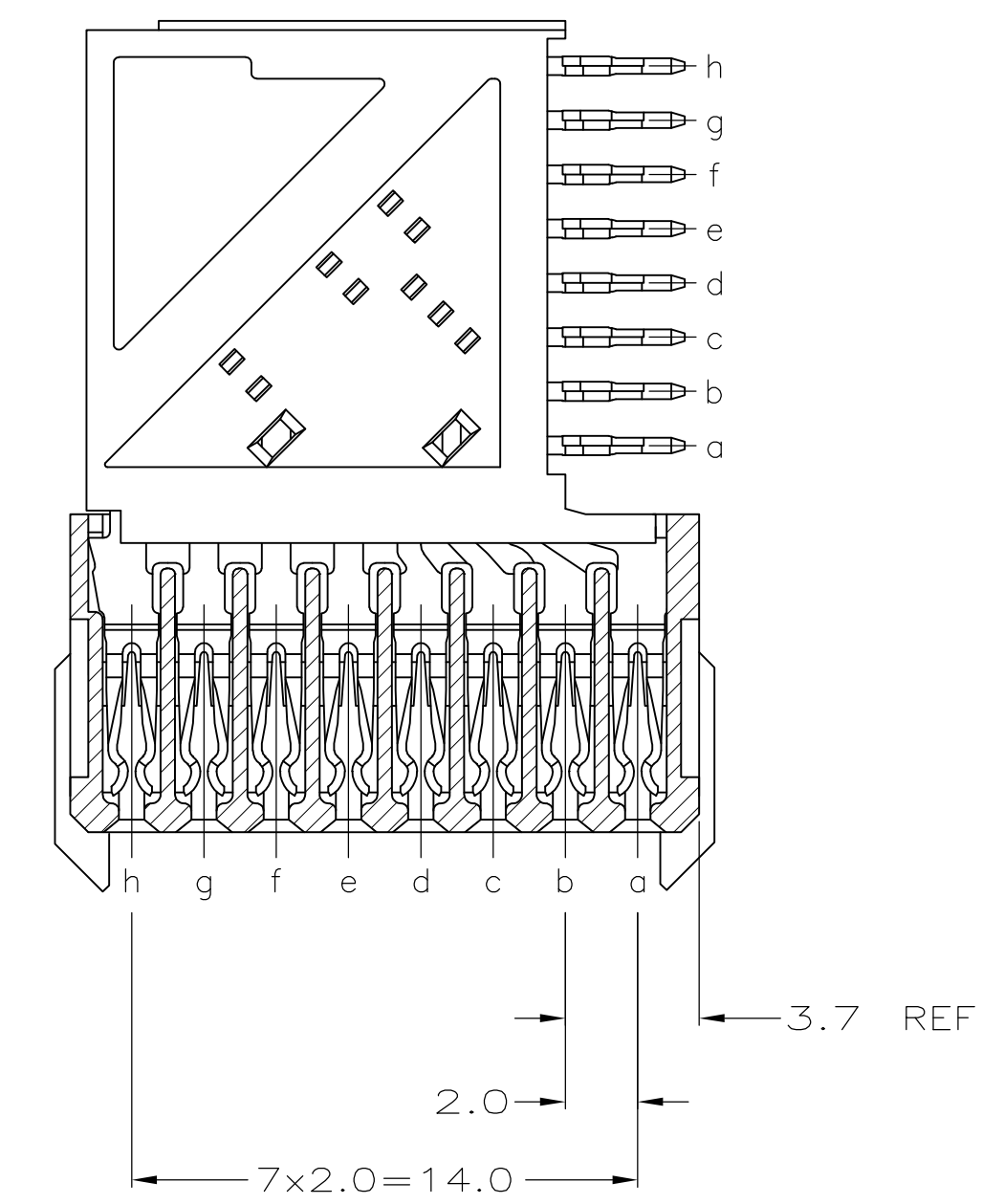
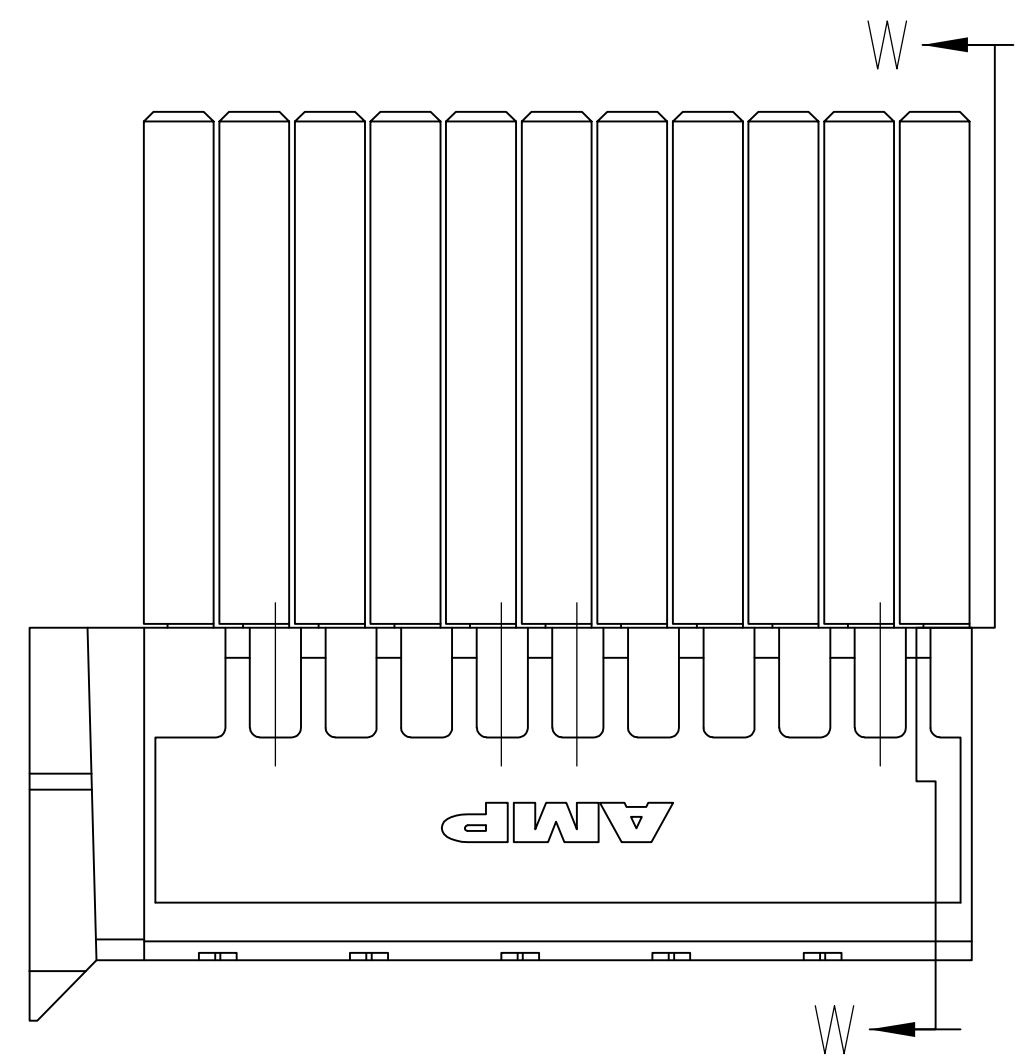
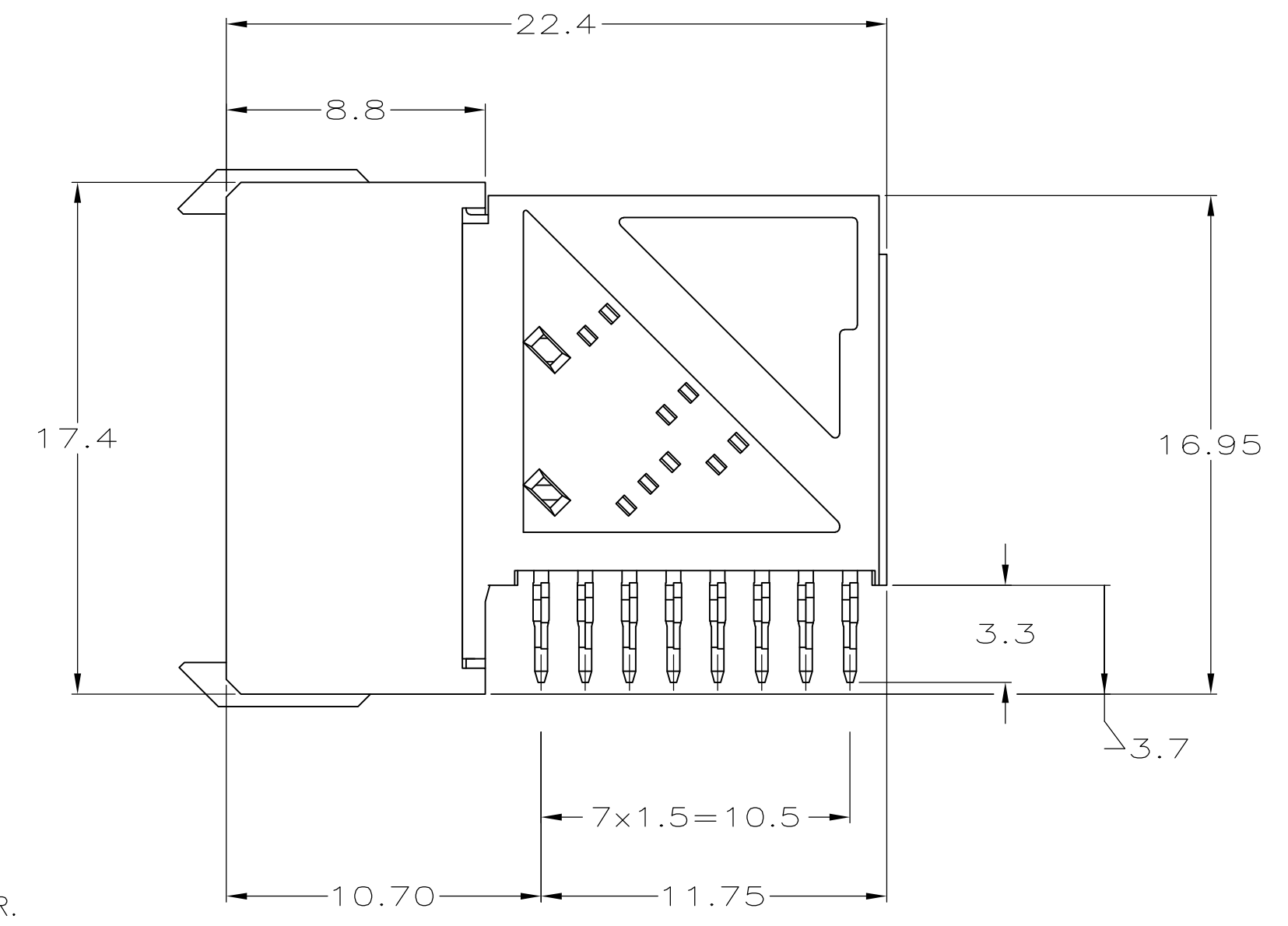
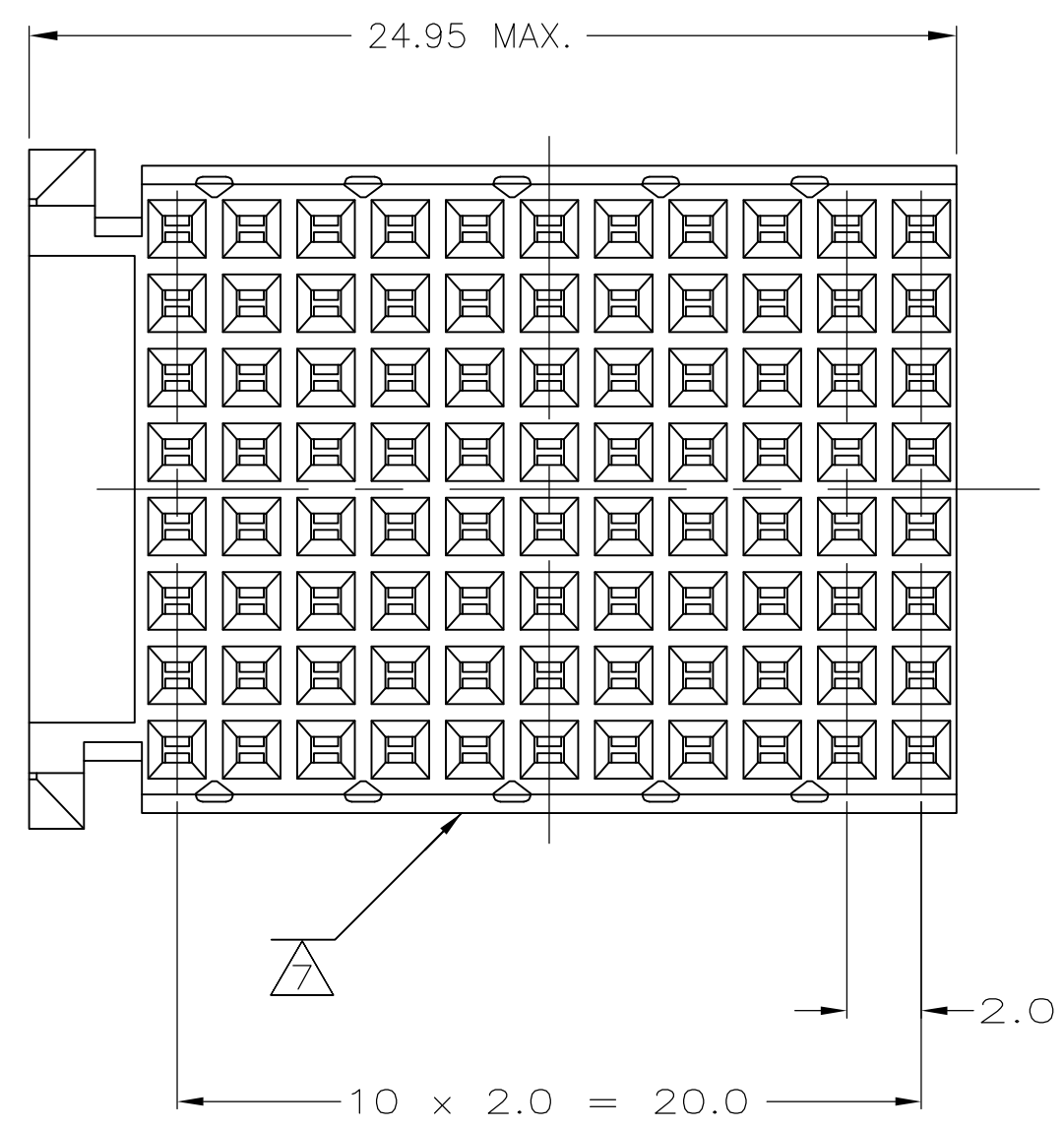


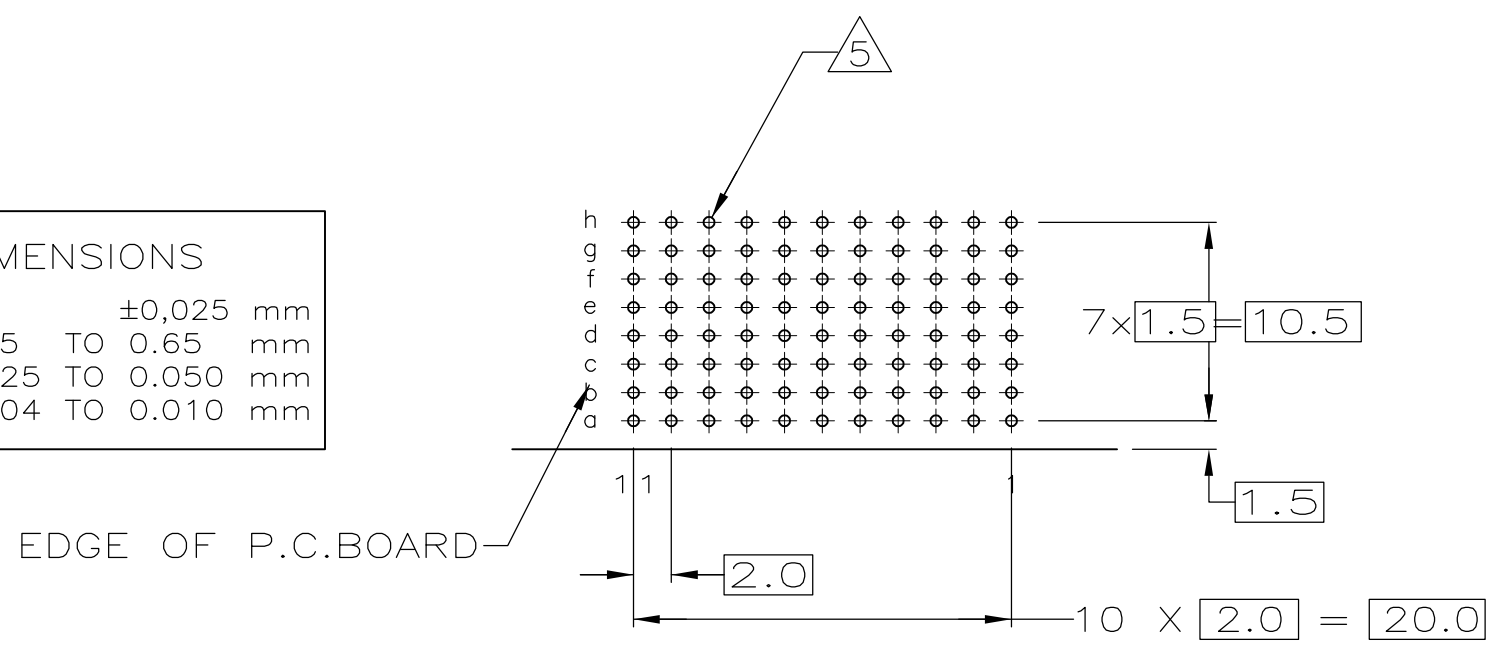
LOC		DIST		REVISIONS			
P	LTR	DESCRIPTION	DATE	DMN	APVD		
E		REVISED PER ECO-14-017537	25NOV2014	SY	FY		



SECTION W-W



PCB HOLE DIMENSIONS		
DRILLED HOLE	0.7	±0,025 mm
FIN. HOLE	0.55 TO 0.65	mm
Cu-thks	0.025 TO 0.050	mm
SnPb-thks	0.004 TO 0.010	mm



RECOMMENDED PCB HOLE LAYOUT COMPONENT SIDE SCALE 2.5:1

- 1 MATERIAL:
CONTACT: PHOSPHOR BRONZE.
HOUSING: GLASS-FILLED POLYESTER.
- 2 GENERAL PLATING SPECIFICATION: UNDERPLATING
(ENTIRE CONTACT): 1.27µm MIN NICKEL AND ACTION
PIN: 0.5µm MIN TIN.
FOR PLATING OF MATING SURFACES SEE APPLICABLE
SPECIFICATION REFERENCE FOR EACH DASH NUMBER.
- 3 CONFORMS TO ALL TESTING ACCORDING TO IEC 61076-4-101
PERFORMANCE LEVEL 2.
- 4 CONNECTOR TESTED AND QUALIFIED AGAINST TELCORDIA GR-1217-CORE QUALITY LEVEL 3,
CENTRAL OFFICE APPLICATIONS.
- 5 PLATED THROUGH HOLES AT 2x1.5mm GRID. 88 TOTAL HOLES.
- 6 CONTACT AREA LUBRICATED WITH BELLCORE APPROVED LUBRICANT.
TECHNICAL REFERENCE: GR-1217-CORE, ISSUE 1, NOVEMBER 1995.
- 7 CONNECTOR PRINTED WITH PART NUMBER AND DATE CODE THIS SIDE.
ADDITIONAL CHARACTERS OR MARKINGS, AS WELL AS THE LOCATION OF THE MARKINGS,
MAY BE ADDED FOR TRACEABILITY BASED UPON MANUFACTURERS DISCRETION.
- 8 OBSOLETE PARTS: OBSOLETE CIS STREAMLINING PER D.RENAUD/D.SINISI
- 9 0.76um MIN GOLD PLATING ON MATING SURFACES

8	239	3-5646446-0
	246	-5646446-9
	23	5646446-1
	FINISH	PART NUMBER

DIMENSIONS:		TOLERANCES UNLESS OTHERWISE SPECIFIED:		DIN		16MAY05	
mm		0-PLC	±	B. CARBO		G. SKIPPER	
1-PLC	±0.1	2-PLC	±0.1	APVD	16MAY05	G. SKIPPER	NAME
3-PLC	±0.05	4-PLC	±	PRODUCT SPEC			
ANGLES				APPLICATION SPEC			
MATERIAL	1	FINISH	SEE TABLE	WEIGHT			
THIS DRAWING IS A CONTROLLED DOCUMENT.				CUSTOMER DRAWING		SCALE 5:1 SHEET 1 OF 1 REV E	



R/A RECEPTACLE ASSY, 88 POSN, TTR
8 ROW, TYPE F, Z-PACK 2mm HM

SIZE A1 CAGE CODE 00779 DRAWING NO. 5646446