

Photoelectrics

Retro-reflective, Polarized, Relay Output

Type PMP

CARLO GAVAZZI



- Range: 6 m
- Modulated, visible light, polarized
- Make or break switching function (switch selectable)
- LED-indication for target detected
- Multi supply voltage:
12 to 240 VDC and
24 to 240 VAC, 50/60 Hz
- 25 x 65 x 81 mm reinforced PC/ABS- housing, IP 67
- Timer options (adjustable)
- NO and NC output



Product Description

Retro-reflective photoelectric switch with polarized light. Range up to 6 m. Fixed sensitivity. Immune to ambient light. Output function switch selectable. Protection degree IP 67. Screw terminal connec-

tion. 25 x 65 x 81 mm plastic housing, PG 13.5 or 1/2" NPT cable gland. Timer options: Delay on operate, delay on release, one shot (triggered on leading or trailing edge).

Ordering Key

PMP 6 R G T

Type _____
 Range _____
 Output _____
 Cable gland type _____
 Timer function _____

Type Selection

Housing W x H x D	Range (S _n)	Ordering no. with timer
25 x 65 x 81 PG 13.5 cable gland 1/2" NPT cable gland	6 m 6 m	PMP 6R GT PMP 6R IT

Specifications

Rated operating dist. (S _n) (0 to 5,000 lux)	PMP6.. 6 m with reflector type ER 4, ref. target	Operating frequency	20 Hz
Blind zone	≤ 0.15 m	Response time OFF-ON (t _{ON}) ON-OFF (t _{OFF})	≤ 20 ms ≤ 30 ms
Rated operational volt. (U _B) AC: 45 to 65 Hz	10.8 to 264 VDC 21.6 to 264 VAC	Power ON delay (t _v)	≤ 300 ms (typ. 100 ms)
Rated operational power (relay ON)	≤ 2 W (2.5 VA)	Output function	Switch selectable, make or break switching
Output Contact ratings (AgCdO) Resistive loads AC 1 DC 1 Small inductive loads AC 15 DC 13 Mechanical life (typical) Electrical life (typical)	μ (micro gap) 3 A/250 VAC 3 A/30 VDC 2 A/250 VAC 3 A/30 VDC ≥ 40 x 10 ⁶ operations ≥ 5 x 10 ⁵ operations at 220 VAC - 3 A resistive load: 360 impulses/h	Indication Target detected	LED, yellow
Dielectric voltage	2,000 VAC (rms) (cont./supply)	Optional timer Delay on operate Delay on release One shot	0.1 to 7 s ± 2 s 0.1 to 7 s ± 2 s 0.1 to 7 s ± 2 s
Sensitivity	Fixed	Environment Overvoltage category Pollution degree Degree of protection	III (IEC 60664/60664A; 60947-1) 3 (IEC 60664/60664A; 60947-1) IP 67 (IEC 60529; 60947-1)
Light source Light type Optical angle Light spot size	GaAlAs, LED, 660 nm Visible, modulated ±2° 280 mm at 4 m	Temperature Operating Storage	-25° to +55°C (-13° to +131°F) -30° to +80°C (-22° to +176°F)

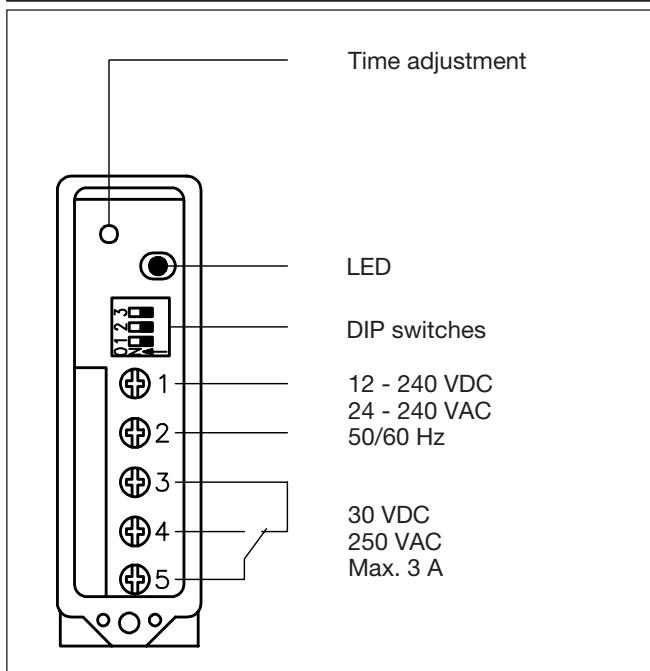
Specifications (cont.)

Vibration	10 to 150 Hz, 0.5 mm/7.5 g (IEC 60068-2-6)
Shock	2 x 1 m & 100 x 0.5 m (IEC 60068-2-32)
Rated insulation voltage	250 VAC (rms)
Housing material	PC/ABS, grey Front PMMA, red Cover PC, black Cable gland PA, black, reinforced Mounting bracket Steel, black
Connection	Screw terminal 5 x 2 x 1 mm ² Cable gland PG 13.5 or 1/2" NPT for cable 6 to 10 mm
Weight	110 g
Approvals	UL, CSA
CE-marking	Yes

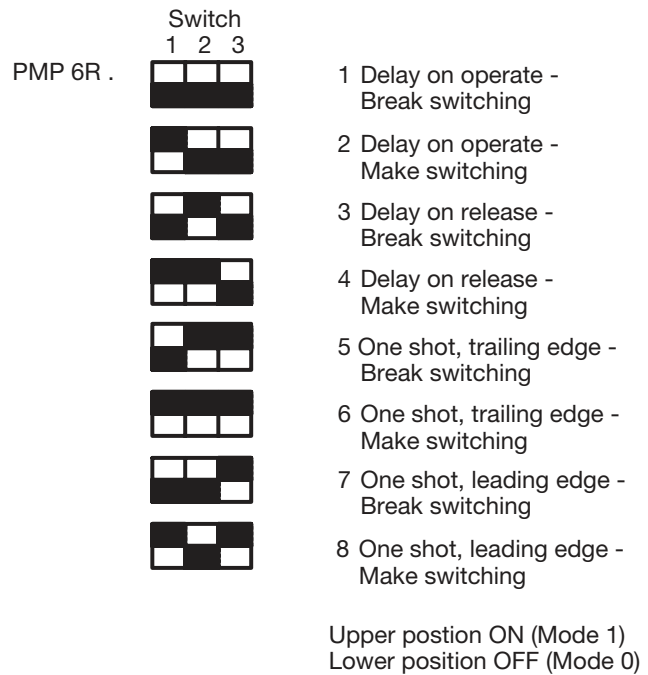
Truth Table

	Make switching		Break switching	
	Yes	No	Yes	No
Object present	Yes	No	Yes	No
LED	OFF	ON	OFF	ON
Load	Non-active	Active	Active	Non-active

Connection Diagram



Selection of Function

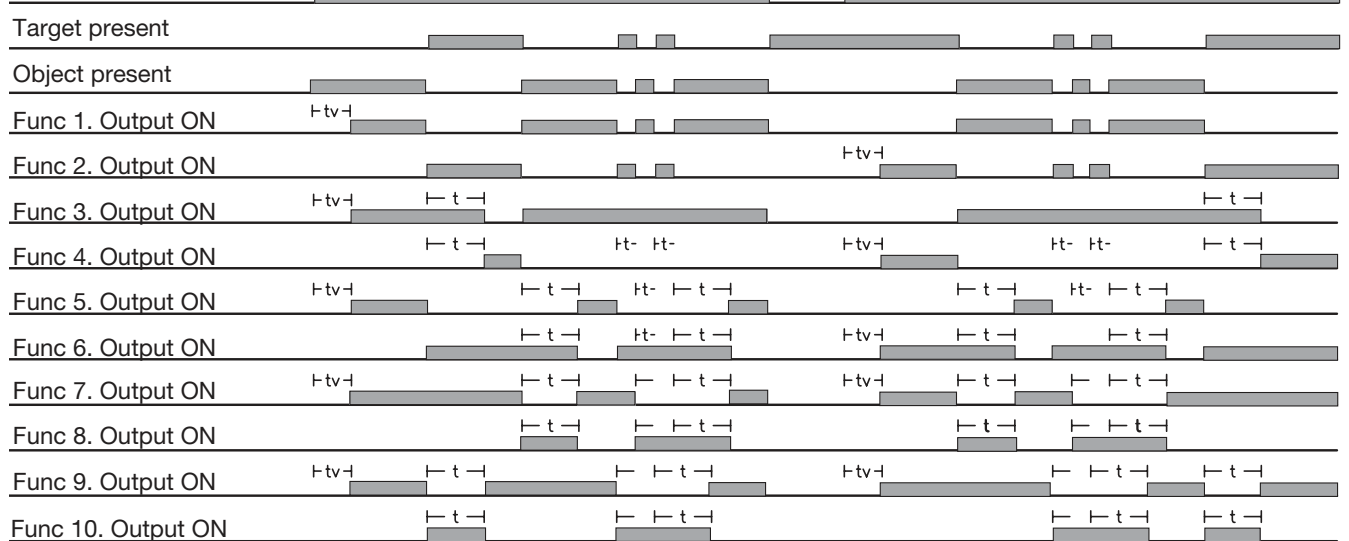


Installation Hints

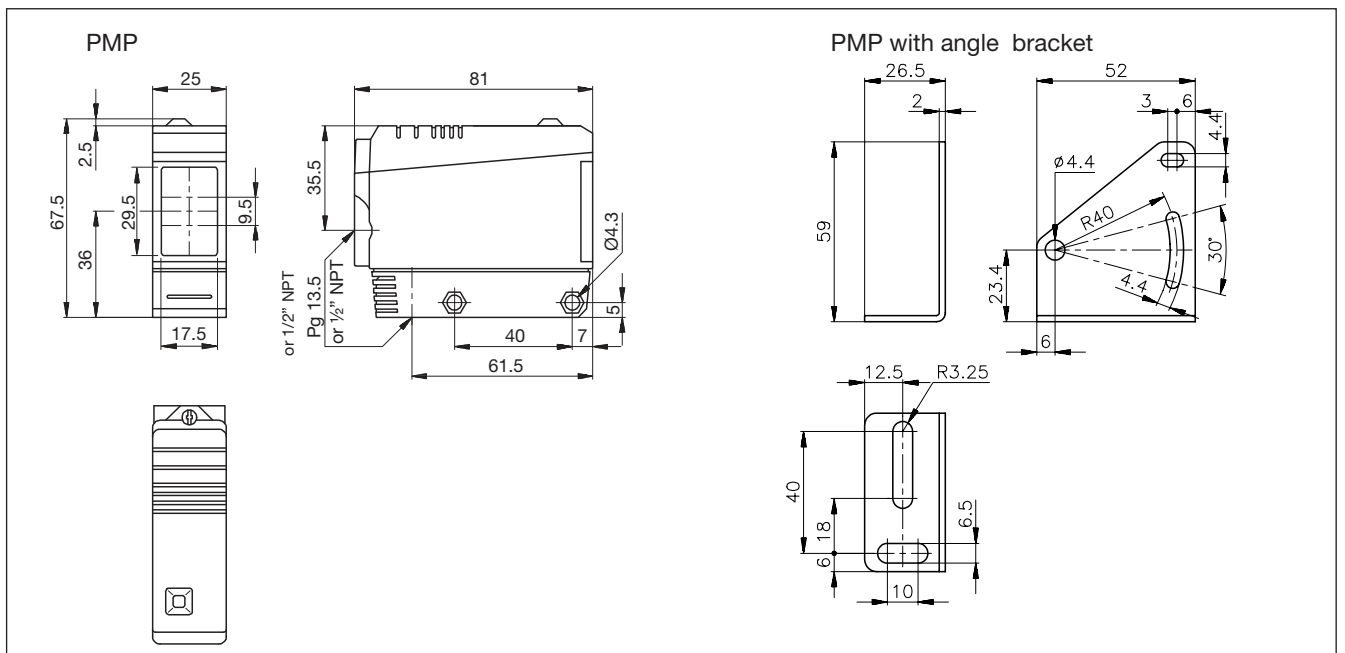
<p>To avoid interference from inductive voltage/current peaks, separate the prox. switch power cables from any other power cables, e.g. motor, contactor or solenoid cables</p>	<p>Relief of cable strain</p> <p>The cable should not be pulled</p>	<p>Protection of the sensing face</p> <p>A proximity switch should not serve as mechanical stop</p>	<p>Switch mounted on mobile carrier</p> <p>Any repetitive flexing of the cable should be avoided</p>
---	---	---	--

Operation Diagram

t = Time delay
 tv = Power ON delay
 Power supply



Dimensions



Accessories

- Reflectors: ER series
- MB02 (longer mounting bracket)

Delivery Contents

- Photoelectric switch: PMP
- Cable gland
- Installation instruction
- Mounting bracket
- **Packaging:** Corrugated cardboard (environmentally friendly recycling material)