

Amphenol's IBIC

Isobus Implement Connector

Characteristics

- Compatible to ISO 11783-2
- #8 power contacts for 6/10/16mm² wire gauge
- Machined and stamped contacts #12 & #16 available
- Rapid and secure assembly
- Field installable cable connectors as well as overmolded cable assemblies available

Areas of Application

- Connection between tractor and implement
- Standardized connection according ISO 11783-2
- ...



Technical Data

General Characteristics	Value	
Number of contacts	2 + 2 + 4 + 1	
Contacts	2x #8 + 2x #12 + 5x #16 (1x bridged)	
Wire Gauge	2x 6/10/16mm ² + 2x 2,5mm ² + 4x 0,5mm ²	
Rated Voltage	24 VDC	
Max. Current carrying Capacity of Contacts at +40°C	#8 Contacts: 50A (6mm ²) / 70A (10mm ²) / 90A (16mm ²) #12 Contacts: 25A (2,5mm ²)	
Pollution Degree	3	
Temperature Range	Cable connectors: -40 to +125°C	Overmolded cable assemblies: -20 to +85°C *
IP Degree of Protection (in mated condition)	IP67 / IP6K9K	
Mechanical Lifetime	> 100 mating cycles	
Locking System	Bayonet	
Materials		
Housing	Polyamide black, UL94 V-0	
Overmold	Polyurethane black, UL94 HB	
Inserts	Polyamide black, UL94 V-0	
Sealing	NBR, Silicone	
Contacts	Copper Alloy, nickel or gold plated	

* limited by the max. allowed temperature of the cable

Part Numbers

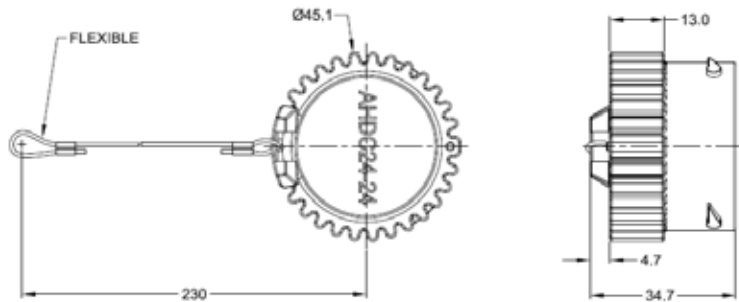
Item	Part Number	Description
Isobus connector	AHDP06-24-91S-BS1	Connector with cable gland for 14-18mm cable diameter
	AHDP06-24-91S-BS2	Connector with conduit adapter NW17
	AHDP06-24-91S-BS3	Connector with conduit adapter NW23
Isobus connector kit (Each connector incl. all contacts) * Please select connector version BS1, BS2 or BS3	AHDP06-24-91S-BS*-K06S	Kit incl. Contacts (2x VN 02 036 0026 6; 2x AT62-12-0166; 4x AT62-16-0822)
	AHDP06-24-91S-BS*-K10S	Kit incl. Contacts (2x VN 02 036 0027 6; 2x AT62-12-0166; 4x AT62-16-0822)
	AHDP06-24-91S-BS*-K16S	Kit incl. Contacts (2x VN 02 036 0028 6; 2x AT62-12-0166; 4x AT62-16-0822)
	AHDP06-24-91S-BS*-K06X	Kit incl. Contacts (2x VN 02 036 0026 6; 2x AT62-12-0166; 4x AT62-16-0622)
	AHDP06-24-91S-BS*-K10X	Kit incl. Contacts (2x VN 02 036 0027 6; 2x AT62-12-0166; 4x AT62-16-0622)
	AHDP06-24-91S-BS*-K16X	Kit incl. Contacts (2x VN 02 036 0028 6; 2x AT62-12-0166; 4x AT62-16-0622)
	AHDP06-24-91S-BS*-K06M	Kit incl. Contacts (2x VN 02 036 0026 6; 2x AT62-203-12141; 4x AT62-201-16141)
	AHDP06-24-91S-BS*-K10M	Kit incl. Contacts (2x VN 02 036 0027 6; 2x AT62-203-12141; 4x AT62-201-16141)
	AHDP06-24-91S-BS*-K16M	Kit incl. Contacts (2x VN 02 036 0028 6; 2x AT62-203-12141; 4x AT62-201-16141)
Isobus overmolded cable assembly xxx = cable length in dm	CA AHDP 91S 0006 XXX	Overmolded cable assembly with Isobus cable 6mm ²
	CA AHDP 91S 0010 XXX	Overmolded cable assembly with Isobus cable 10mm ²
	CA AHDP 91S 0016 XXX	Overmolded cable assembly with Isobus cable 16mm ²

Item	Part Number	Description
Protection Caps	AHDC04-24 *	Protection Cap for Isobus cable connector
	AHDC04-24-T	Protection Cap for Isobus cable connector with nylon cord
	AHDC04-24-PM	Protection Cap for Isobus cable connector, panel mount
	AHDC04-24-PMT	Protection Cap for Isobus cable connector, panel mount with nylon cord
Contacts #8 6 / 10 / 16mm ²	VN02 036 0026 6	Machined Contact #8 for 6mm ² , Nickel
	VN02 036 0027 6	Machined Contact #8 for 10mm ² , Nickel
	VN02 036 0028 6	Machined Contact #8 for 16mm ² , Nickel
Contacts #12 2,5mm ²	AT62-203-12141	Machined Contact #12 for 12-14 AWG, Nickel
	AT62-12-0166	Stamped Contact #12 for 12-14 AWG, Nickel
	AT62-210-1231	Machined Contact #12 for 12-14 AWG, Gold
	AT62-12-0144	Stamped Contact #12 for 12-14 AWG, Gold
Contacts #16 0,5 / 0,75mm ²	AT62-201-16141	Machined Contact #16 for 16-20 AWG, Nickel
	AT62-16-0822 **	Stamped Contact #16 for 0,34-0,50mm ² , Nickel
	AT62-16-0622	Stamped Contact #16 for 18-20 AWG, Nickel
	AT62-201-1631	Machined Contact #16 for 16-20 AWG, Gold
	AT62-16-0844 **	Stamped Contact #16 for 0,34-0,50mm ² , Gold
	AT62-16-0644	Stamped Contact #16 for 18-20 AWG, Gold

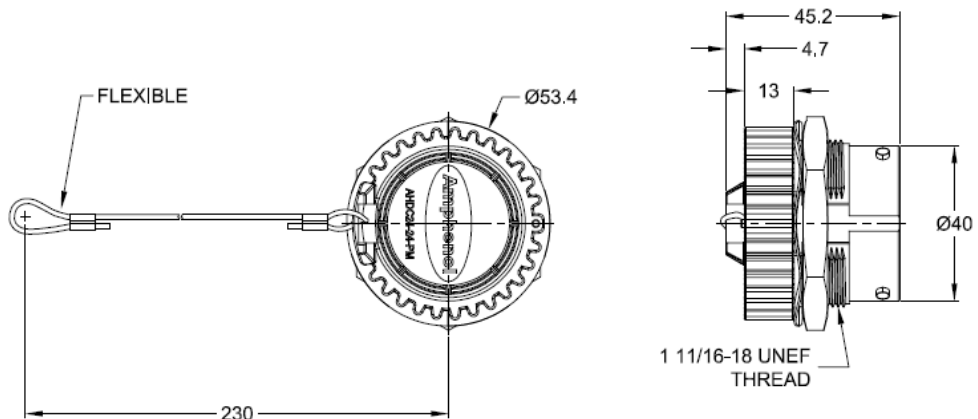
* Part number has changed (was before AHDC24-24)
 ** Contact AT62-16-08xx is recommended for wire gauge 0,50mm²

Drawings

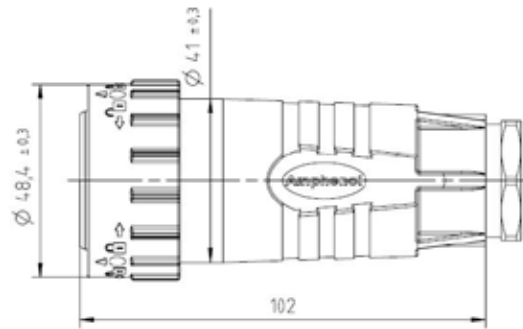
AHDC04-24
AHDC04-24-T



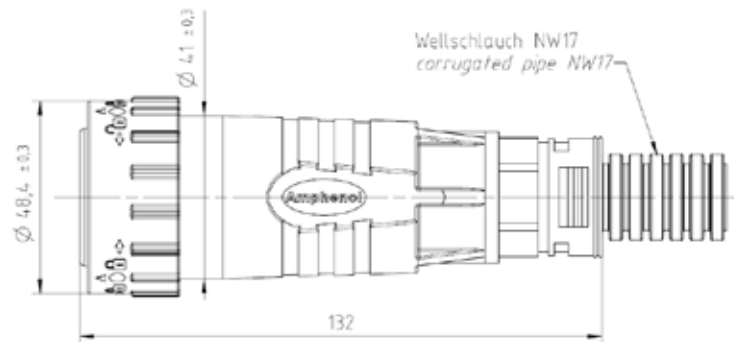
AHDC04-24-PM
AHDC04-24-PMT



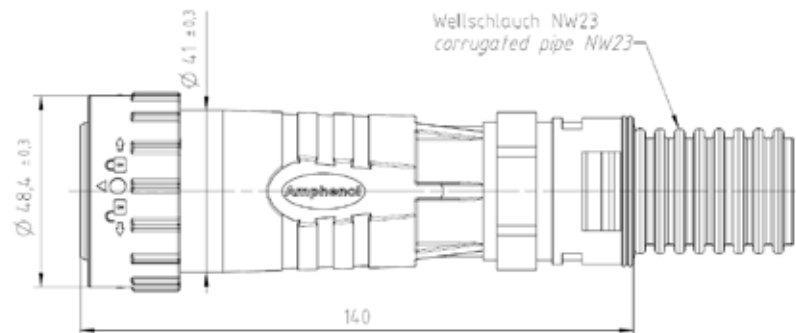
AHDP06-24-91S-BS1



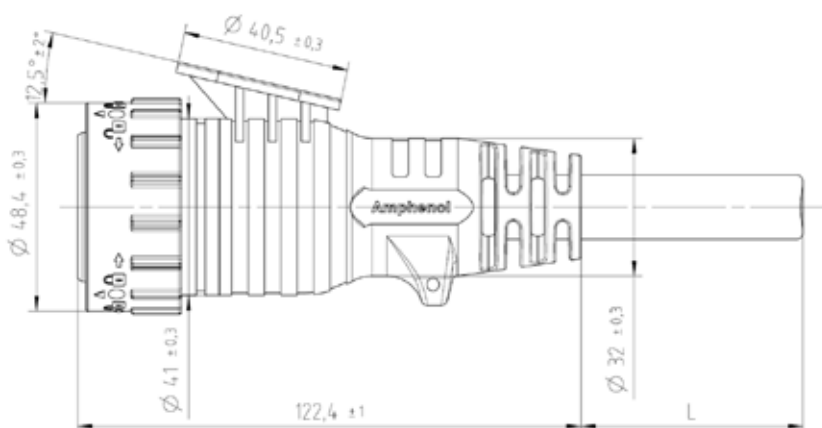
AHDP06-24-91S-BS2



AHDP06-24-91S-BS3



CA AHDP 91S 00XX XXX



General Information

We reserve the right to change the design due to improvement in quality, development or production requirements. This data sheet must not be used in any form or manner without our prior approval in writing (Copyright, Law, Fair Trading Law, Civil Code). All technical data have been measured in a laboratory environment and can be different during practical usage of the product. Any product information is for descriptive usage only and not legally binding; particularly the information does not constitute or provide any legal guaranties ("Beschaffheitsgarantie" or "Haltbarkeitsgarantie")