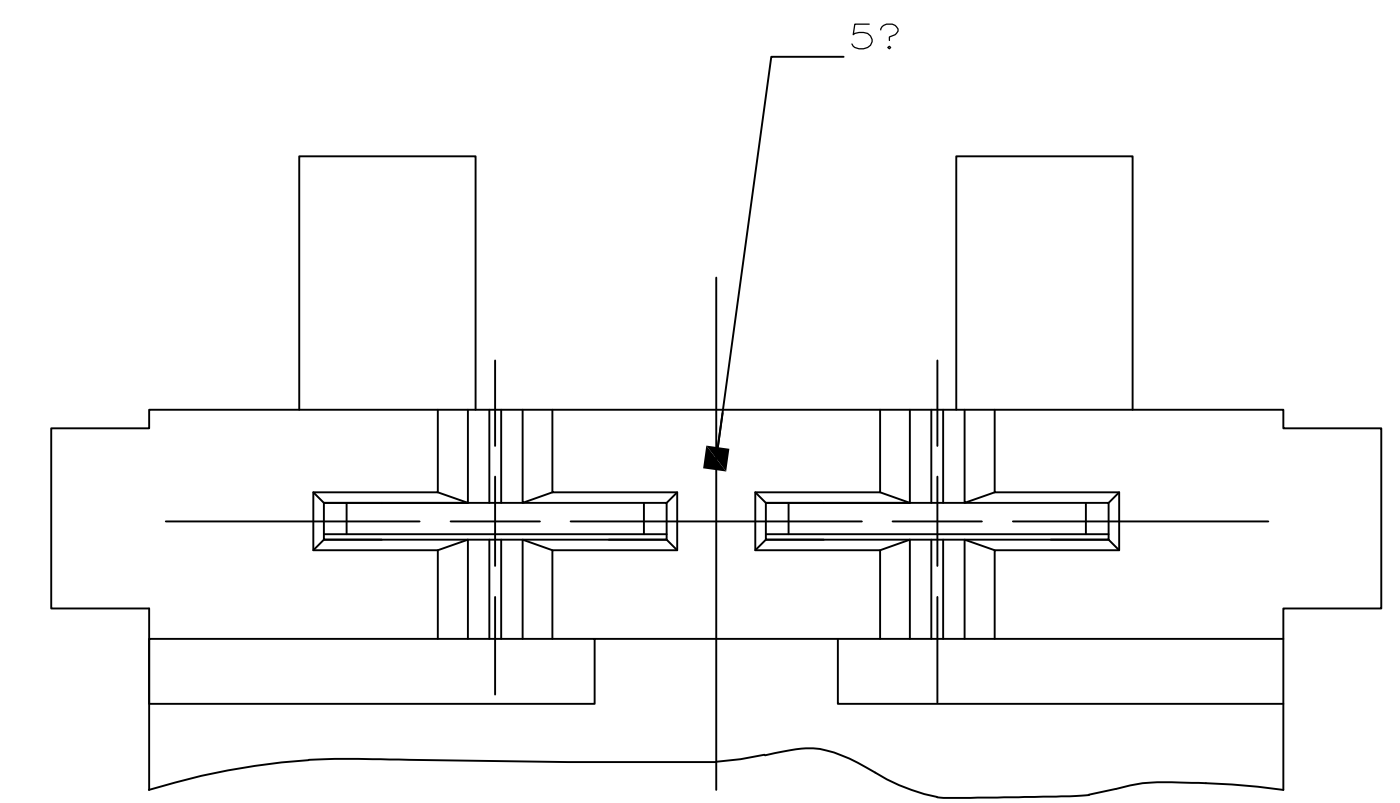
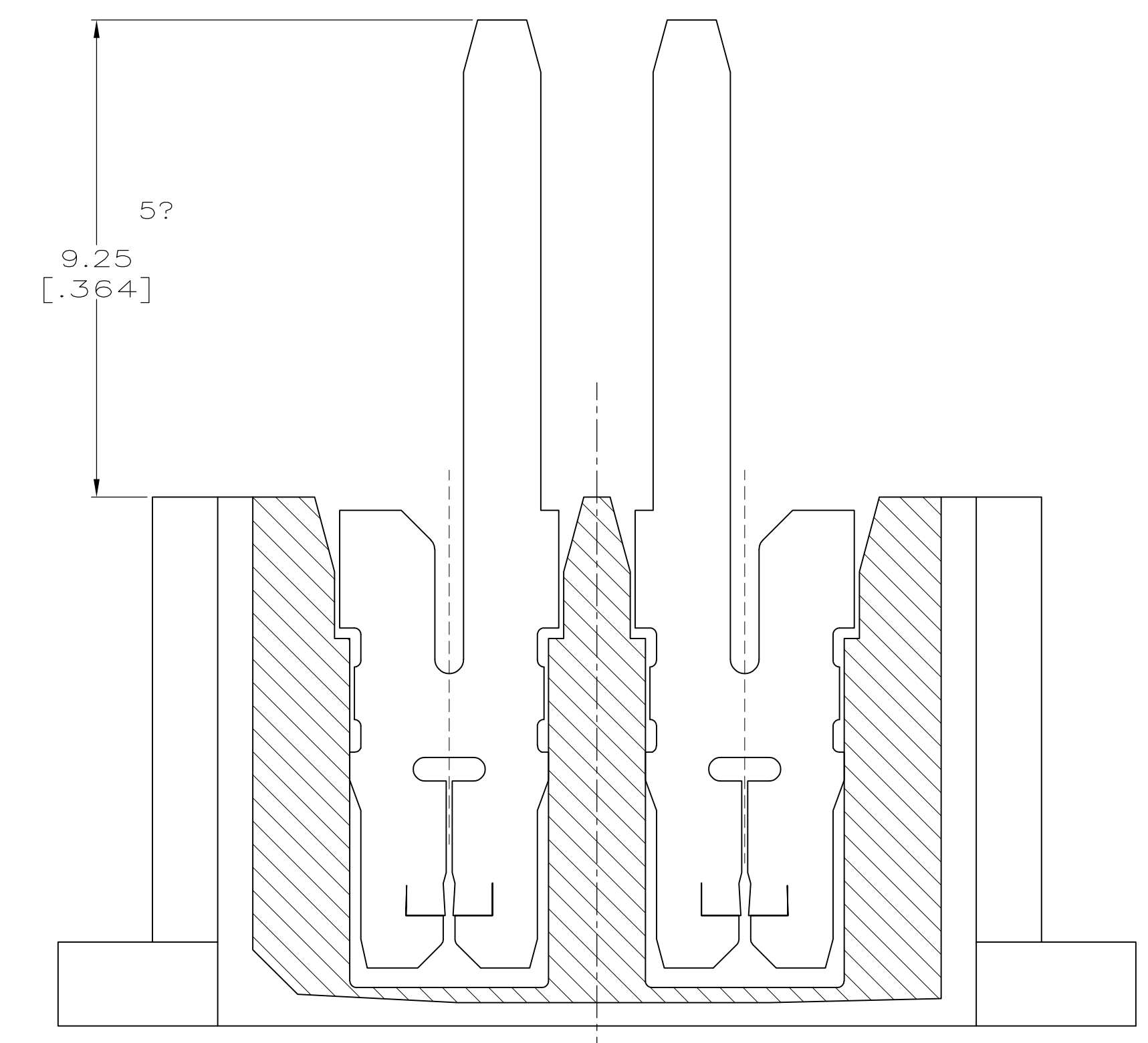
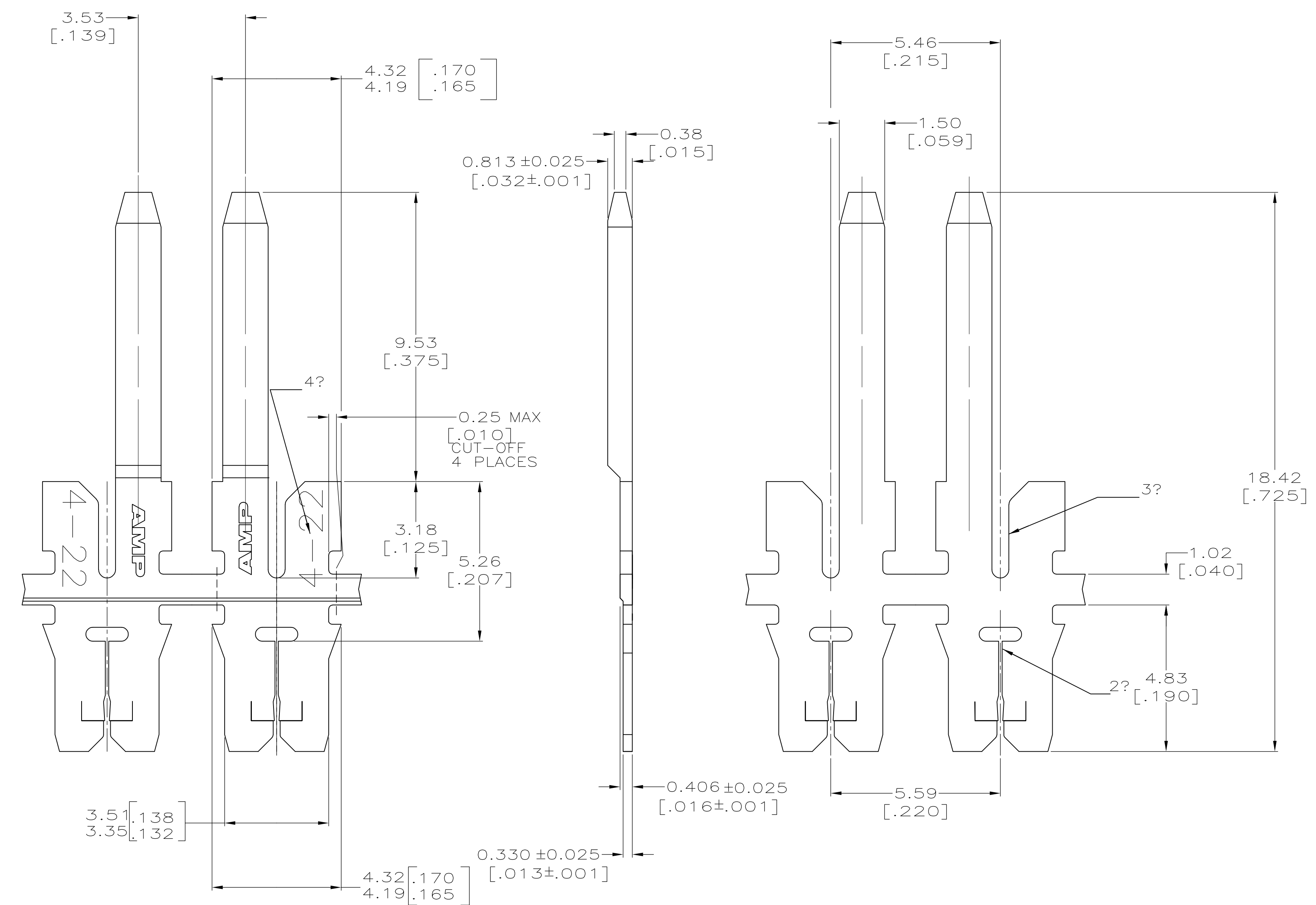


LOC	DIST	REVISIONS				
TP	LTR	DESCRIPTION	DATE	DWN	APVD	
AF	50	E	REV PER 0G3A-0193-02	15MAY02	JR	KAR
		F	ECR-13-008483	06AUG13	XJ	DZ



- 1 CONTINUOUS STRIP ON REELS WITH TERMINALS LOCATED ON 11.18±0.08 [.440±.003] CENTERS
- 2? SLOTS ACCEPTS 0.18 - 0.23mm [#33-#31] AWG COPPER MAGNET WIRE. TWO WIRES OF THE SAME SIZE MAX PER SLOT.
- 3? SLOT ACCEPTS A SINGLE 0.6mm [#22.5]AWG SOLID BARE COPPER WIRE
- 4? IDENTIFICATION NUMBER 4-22. 4 FOR THE MAGNET WIRE SLOT SIZE AND 22 FOR THE LEADWIRE SLOT SIZE
- 5? POINT OF MEASUREMENT, LOCATED APPROXIMATELY AS SHOWN



INSERTION SPECIFICATION

63903-1  
PART NUMBER

THIS DRAWING IS A CONTROLLED DOCUMENT.		DWN R.GRZYBOWSKI 6JAN97	AMP Incorporated Harrisburg, PA 17105-3608
DIMENSIONS: mm[INCHES]		CHK M.S.FEHER 6JAN97	AMP
TOLERANCES UNLESS OTHERWISE SPECIFIED:		NAME K.RANDOLPH 6JAN97	TERMINAL, POSTED, DUAL IDC, MAG-MATE™ Slim Line
0 PLC ±-	1 PLC ±-	PRODUCT SPEC 108-1484	APPLICATION SPEC
2 PLC ±0.13[.005]	3 PLC ±-	SIZE A100779	CAGE CODE 63903
4 PLC ±-	ANGLES ±-	WEIGHT -	RESTRICTED TO
MATERIAL 4M PRE-MILLED BRASS	FINISH TIN PLATE	CUSTOMER DRAWING	SCALE 10:1
		SHEET 1 OF 1	REV F