
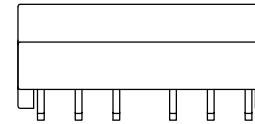


NOTES:

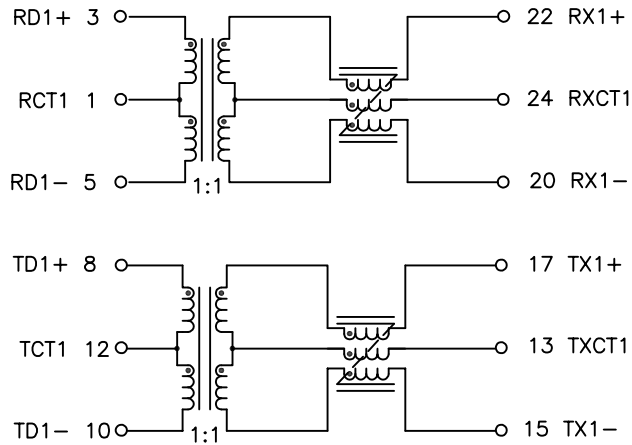
1. ROHS COMPLIANT
2. DESIGNED TO AND COMPLIES WITH UL FOR BASIC
3. HEADER: DAP (DIALLYL PHTHALATE) WITH FLAMMABILITY RATING UL 94V-0 OR BETTER.
LEADS: UNDERPLATE: 30-50 μINCHES FOR NICKEL PLATING: 200-500 μINCHES 100% TIN.
4. STORAGE TEMPERATURE: -50°C TO +125°C
5. COMPLIANCE TO J-STD:
 - A. J-STD-002: SOLDERABILITY AT 245°C REFLOW PROFILE
 - B. J-STD-020: LEVEL 1, NO MOISTURE SENSITIVE
 - C.
6. TO ORDER TAPE & REEL PACKAGING ADD A "T" SUFFIX TO THE PART NUMBER(i.e HX1224CNL BECOMES HX1224CNLT).



FINAL OUTLINE

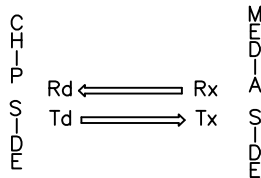
© Copyright, 2016. Pulse Electronics Corp. All rights reserved. Pulse confidential & proprietary. (06/12/16)

PRODUCT DESCRIPTION	TLA DRAWING	PS DRAWING	SHEET	PART NO.	DATASHEET REV.
MDL,SIN,100D,1:1,4KV,SM,TU	HX1224CNL-10	PS-2611.001-D	1 OF 3	HX1224CNL	B



SCHEMATIC

LEGEND



ALL CHANNELS ARE
IN-PHASE BETWEEN
INPUT AND OUTPUT

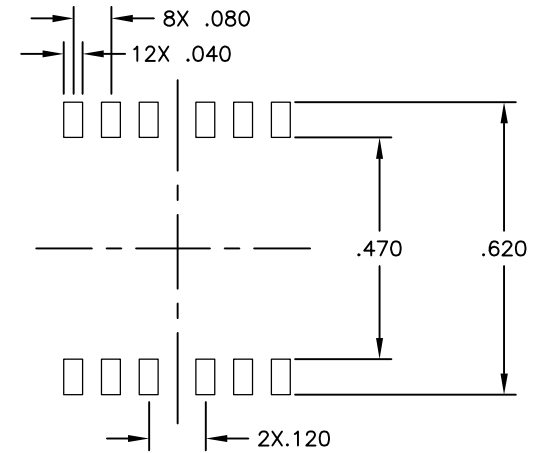
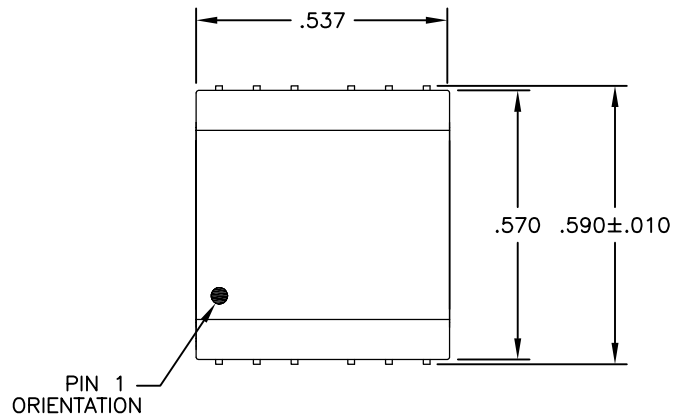
ELECTRICAL CHARACTERISTICS AT +25°C UNLESS OTHER SPECIFIED
MEETS IEEE 802.3 SPECIFICATION

PARAMETER	SPECIFICATIONS			
OPERATION TEMP	-40°C TO +85°C			
TURNS RATIO	1 : 1 ±2%			
POLARITY	PER SCHEMATIC			
OCL, TRANSMIT CHANNEL -40 TO +85 °C	350 uH MIN. AT 100KHz, 0.1VRMS WITH 8mA DC BIAS			
INSERTION LOSS	100 KHz	1-80 MHz	100 MHz	125 MHz
	-1.2 dB MAX	-1.0 dB MAX	-1.4 dB MAX	-3.0 dB MAX
RETURN LOSS (Z OUT = 100 OHM ±15%)	.5-15 MHz	30-45 MHz	45-60 MHz	60-80 MHz
	-18 dB MIN	-14 dB MIN	-10 dB MIN	-6 dB MIN
CROSSTALK (TX-RX)	1 MHz	30-100 MHz		
	-50 dB MIN	-55+24*LOG ₁₀ (f/10 MHz) dB MIN		
DIFFERENTIAL TO COMMON MODE REJECTION	2 MHz	30-100 MHz		
	-50 dB MIN	-43+22*LOG ₁₀ (f/30 MHz) dB MIN		
DCR	PIN 1 AND PINS 3, 5 = 0.6 OHM MAX			
	PIN 12 AND PINS 8, 10 = 0.6 OHM MAX			
	PIN 24 AND PINS 22, 20 = 1.2 OHMS MAX			
	PIN 13 AND PINS 15, 17 = 1.2 OHMS MAX			
LEAKAGE INDUCTANCE @100KHz, 20mVRMS	PINS (3-5) WITH PINS (22-20) SHORTED = 0.35 uH MAX PINS (8-10) WITH PINS (17-15) SHORTED = 0.35 uH MAX			
INPUT - OUTPUT ISOLATION	4000 VRMS FOR 1 MINUTE			

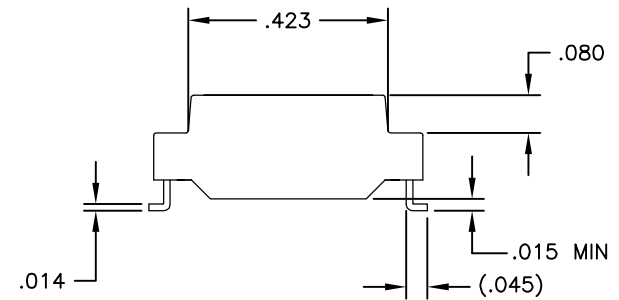
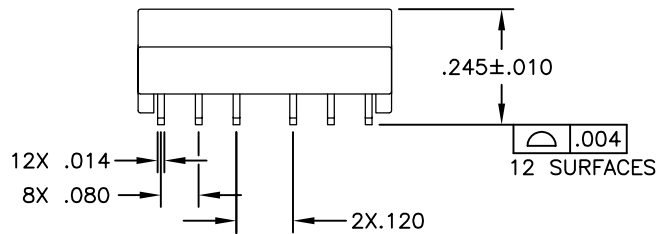
NOTE: f IS FREQUENCY IN MHz.

© Copyright, 2016. Pulse Electronics Corp. All rights reserved. Pulse confidential & proprietary. (06/12/16)

PRODUCT DESCRIPTION	TLA DRAWING	PS DRAWING	SHEET	PART NO.	DATASHEET REV.
MDL,SIN,100D,1:1,4KV,SM,TU	HX1224CNL-10	PS-2611.001-D	2 OF 3	HX1224CNL	B



RECOMMENDED PAD LAYOUT



DIMENSIONS ARE IN INCHES WITH THE FOLLOWING
TOLERANCES:
.XX= ±.01
.XXX= ±.005

© Copyright, 2016. Pulse Electronics Corp. All rights reserved. Pulse confidential & proprietary. (06/12/16)

PRODUCT DESCRIPTION	TLA DRAWING	PS DRAWING	SHEET	PART NO.	DATASHEET REV.
MDL,SIN,100D,1:1,4KV,SM,TU	HX1224CNL-10	PS-2611.001-D	3 OF 3	HX1224CNL	B