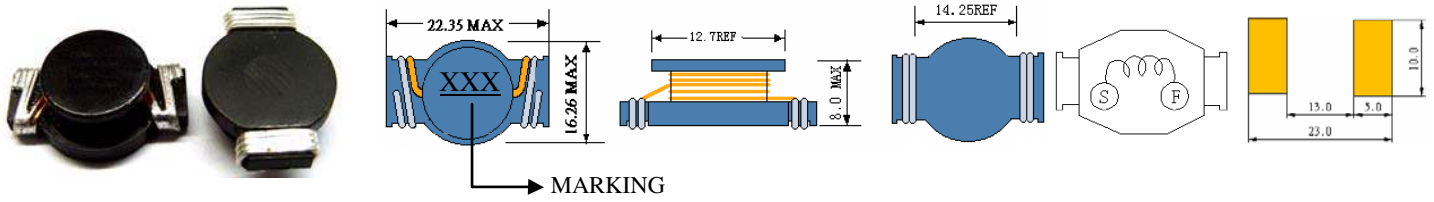


SC5022FH

SMD POWER INDUCTORS



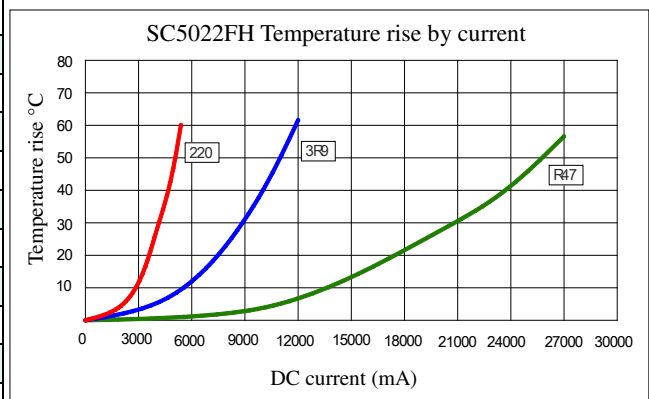
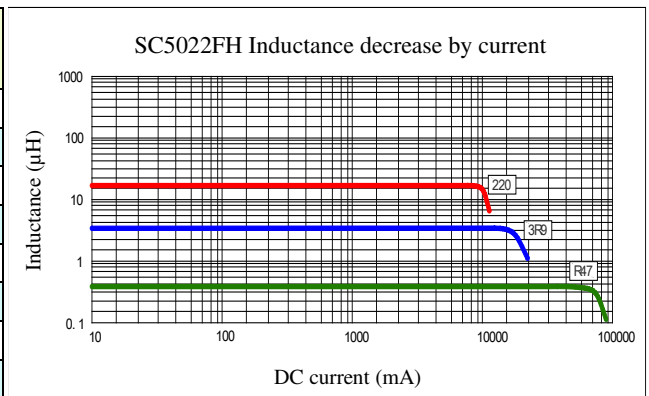
• Features

1. Open frame construction
2. Excellent Power Density
3. Engineered to Provide High Efficiency



ELECTRICAL CHARACTERISTICS

Part Number	Inductance (uH) (1)	Test Frequency	DC Resistance (Ω MAX) (2)	Saturation Current (3) (A)	Temperature Current (4) (A)
SC5022FH-R47	0.47	100KHZ	2.0m	40	20.0
SC5022FH-R82	0.82	100KHZ	2.6m	30	17.0
SC5022FH-1R5	1.5	100KHZ	4.0m	25	14.2
SC5022FH-2R2	2.2	100KHZ	6.1m	20	12.0
SC5022FH-2R7	2.7	100KHZ	8.0m	18	10.0
SC5022FH-3R3	3.3	100KHZ	9.0m	17	9.4
SC5022FH-3R9	3.9	100KHZ	10m	15	9.0
SC5022FH-4R7	4.7	100KHZ	14m	13	8.0
SC5022FH-6R8	6.8	100KHZ	18m	12	6.5
SC5022FH-100	10	100KHZ	26m	10	6.0
SC5022FH-150	15	100KHZ	32m	8.0	4.8
SC5022FH-220	22	100KHZ	50m	7.6	3.6



(1). Inductance tolerance for 0.47uH~4.7uH: $\pm 30\%$, for 6.8uH~220uH: $\pm 20\%$. Tested at 0.25V, 0ADC and 25°C.

(2). DCR measured at 25°C.

(3). The DC current at which the inductance decreases by 10% from its initial value.

(4). The DC current that results in a 40°C temperature rise from 25°C ambient.

[Click here for QUANTITY PER REEL & PACKING INFORMATION](#)

Custom versions available upon request.

© 2019 Signal Transformer – Specification subject to change without notice. 12.19



belfuse.com/signal

128 Atlantic Avenue, Lynbrook, NY 11563
Toll Free 866-239-5777 • Tel 516-239-5777 • Fax 516-239-7208
Sales@signaltransformer.com • techhelp@signaltransformer.com