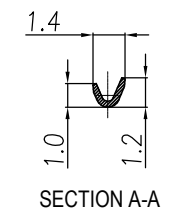
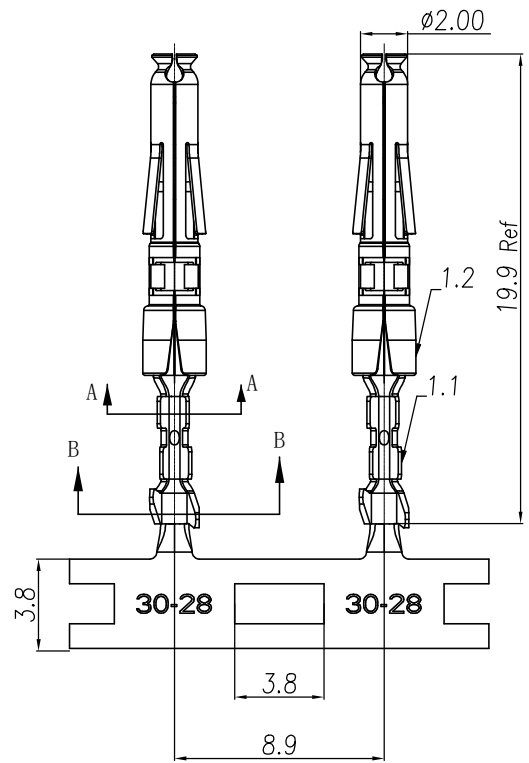


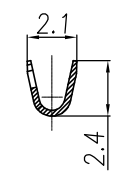
CONTACT ORIENTATION ON ROLL

NOTES: (UNLESS OTHERWISE SPECIFIED)

1. MATERIAL:
  - 1.1 CONTACT BODY: COPPER ALLOY.
  - 1.2 OUTER SPRING: STAINLESS STEEL.
2. SPECIFICATIONS:
  - 2.1 CURRENT RATING: 5A MAX.
  - 2.2 TERMINATION TYPE: CRIMPING.
  - 2.3 WIRE RANGE: 30~28AWG.
  - 2.4 WIRE INSULATION DIA(MAX): Ø1.8mm.
3. RoHS COMPLIANT.
4. ALL DIMENSIONS ARE FOR REFERENCE USE ONLY.
5. AVAILABLE TOOLS:
  - 5.1 HAND CRIMPER: MFX-3958. A3
  - 5.2 CRIMP APPLICATOR: MFX-3957.
  - 5.3 EXTRACTION TOOL: QXRT20.



SECTION A-A



SECTION B-B

REVISIONS					
REV	ECO	DESCRIPTION	DATE	BY	APPR
A1	-	RELEASED DRAWING	Nov-9-17	Rookie	Tommy
A2	-	ADD THE G5 PART NUMBER	Jan-28-19	Blink	Tommy
A3	-	CHANGE HAND CRIMPER	Nov-8-19	Flan	Tommy

P/N	CONTACT PLATING(MATING AREA)
SS28W2T	TIN PLATING OVER NICKEL.
SS28W2N	NICKEL PLATING OVER COPPERIZE.
SS28W2F	GOLD FLASH PLATING OVER NICKEL.
<span style="border: 1px solid black; border-radius: 50%; padding: 2px;">A2</span> SS28W2G5	5µ" GOLD PLATING OVER NICKEL.
SS28W2G10	10µ" GOLD PLATING OVER NICKEL.
SS28W2G15	15µ" GOLD PLATING OVER NICKEL.
SS28W2G30	30µ" GOLD PLATING OVER NICKEL.

QUANTITY	PART NUMBER	DESCRIPTION	ITEM												
<b>MATERIALS LIST</b>															
<small>UNLESS OTHERWISE SPECIFIED</small> 1) All dimensions are in metric(mm). 2) Tolerances are as follows: 1 PL DEC ±0.30 2 PL DEC ±0.15 3 PL DEC ±0.08 3) Note reference =		<table border="1" style="width: 100%;"> <thead> <tr> <th>SIGNATURES</th> <th>DATE</th> </tr> </thead> <tbody> <tr> <td>DRAWN: <b>Flan</b></td> <td>Nov-8-19</td> </tr> <tr> <td>CHECKED: <b>Marin</b></td> <td>Nov-8-19</td> </tr> <tr> <td>ENGINEER:</td> <td></td> </tr> <tr> <td>APPROVAL: <b>Tommy</b></td> <td>Nov-8-19</td> </tr> <tr> <td>CUSTOMER:</td> <td></td> </tr> </tbody> </table>		SIGNATURES	DATE	DRAWN: <b>Flan</b>	Nov-8-19	CHECKED: <b>Marin</b>	Nov-8-19	ENGINEER:		APPROVAL: <b>Tommy</b>	Nov-8-19	CUSTOMER:	
SIGNATURES	DATE														
DRAWN: <b>Flan</b>	Nov-8-19														
CHECKED: <b>Marin</b>	Nov-8-19														
ENGINEER:															
APPROVAL: <b>Tommy</b>	Nov-8-19														
CUSTOMER:															
<small>MATERIAL SPECIFICATIONS:</small> THIS DRAWING IS SUPPLIED FOR INFORMATION ONLY. DESIGN FEATURES, SPECIFICATIONS AND PERFORMANCE DATA SHOWN HEREON ARE THE PROPERTY OF THE AMPHENOL CORPORATION. NO RIGHTS OF REPRODUCTION ARE IMPLIED. ALL DIMENSIONS ARE SUBJECT TO NORMAL MANUFACTURING VARIATIONS.		<p>Sine Systems - www.amphenol-sine.com            44724 Morley Drive            Clinton Township, MI 48036</p>													
<small>PROCESS SPECIFICATIONS:</small> NEXT ASSY:		ECO-MATE, SOCKET CONTACT, STAMPED, 28-30AWG, SIZE 20													
		<table border="1" style="width: 100%;"> <tr> <th>SIZE</th> <th>TYPE</th> <th>DWG NO.</th> <th>REVISION</th> </tr> <tr> <td><b>B</b></td> <td><b>C-</b></td> <td><b>SS28W2XX</b></td> <td><b>A3</b></td> </tr> </table>	SIZE	TYPE	DWG NO.	REVISION	<b>B</b>	<b>C-</b>	<b>SS28W2XX</b>	<b>A3</b>					
SIZE	TYPE	DWG NO.	REVISION												
<b>B</b>	<b>C-</b>	<b>SS28W2XX</b>	<b>A3</b>												
		SCALE: NONE	SHEET 1 OF 1												

TITLE: ECO-MATE, SOCKET CONTACT, STAMPED, 28-30AWG, SIZE 20  
 DWG NO.: SS28W2XX  
 REV: A3  
 SH: 1  
 OF: 1