

## Panel feed-through - SACC-DSI-MSB-5CON-M12/0,5 SCO - 1551891

Please be informed that the data shown in this PDF Document is generated from our Online Catalog. Please find the complete data in the user's documentation. Our General Terms of Use for Downloads are valid (<http://download.phoenixcontact.com>)



Sensor/actuator flush-type plug, 5-pos., M12 SPEEDCON, B-coded, rear/screw mounting with M12 thread, with 0.5 m TPE litz wire, 5 x 0.34 mm<sup>2</sup>



### Key commercial data

Packing unit	1 1
Weight per Piece (excluding packing)	19.6 GRM
Custom tariff number	85444290
Country of origin	Germany

### Technical data

#### Dimensions

Length of cable	0.5 m
-----------------	-------

#### Ambient conditions

Ambient temperature (operation)	-25 °C ... 85 °C (Plug / socket)
Degree of protection	IP67

#### General

Rated current at 40°C	4 A
Rated voltage	60 V
Number of positions	5
Contact resistance	≤ 3 mΩ
Insulation resistance	≥ 100 MΩ
Coding	B - inverse
Standards/regulations	M12 connector IEC 61076-2-101
Status display	No
Surge voltage category	II

## Panel feed-through - SACC-DSI-MSB-5CON-M12/0,5 SCO - 1551891

### Technical data

#### General

Pollution degree	3
Connection method	Individual wires
Mounting type	Rear mounting M12 x 1 With locking nut

#### Material

Inflammability class according to UL 94	V0
Contact material	CuZn
Contact surface material	Au
Contact carrier material	PA 66
Material, knurls	Zinc die-cast, nickel-plated
Sealing material	NBR

#### Cable

Cable type	TPE litz wire
Conductor cross section	0.34 mm <sup>2</sup>
AWG signal line	22
Conductor structure signal line	7x 0.25 mm
Core diameter including insulation	1.2 mm ±0.07 mm
Thickness, insulation	0.21 mm
Wire colors	Black, brown, blue, white, gray
Material conductor insulation	TPE
Conductor material	Tin-plated Cu litz wires
Insulation resistance	≥ 20 MΩ*km
Conductor resistance	≤ 57.6 mΩ/m
Nominal voltage, cable	300 V
Test voltage, cable	2000 V AC
Ambient temperature (operation)	-25 °C ... 85 °C (cable, fixed installation)

### Classifications

#### eCl@ss

eCl@ss 4.0	27250313
eCl@ss 4.1	27250313
eCl@ss 5.0	27143423
eCl@ss 5.1	27143423
eCl@ss 6.0	27143423
eCl@ss 7.0	27449001
eCl@ss 8.0	27449001

# Panel feed-through - SACC-DSI-MSB-5CON-M12/0,5 SCO - 1551891

## Classifications

### ETIM

ETIM 3.0	EC002061
ETIM 4.0	EC002062
ETIM 5.0	EC002062

### UNSPSC

UNSPSC 6.01	31261501
UNSPSC 7.0901	31261501
UNSPSC 11	31261501
UNSPSC 12.01	31261501
UNSPSC 13.2	31261501

## Approvals

### Approvals

Approvals

UL Recognized / GOST / GOST

Ex Approvals

Approvals submitted

### Approval details

UL Recognized	
mm <sup>2</sup> /AWG/kcmil	26-20
Nominal current I <sub>N</sub>	4 A
Nominal voltage U <sub>N</sub>	60 V

GOST	
------	--

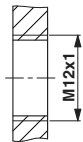
# Panel feed-through - SACC-DSI-MSB-5CON-M12/0,5 SCO - 1551891

## Approvals



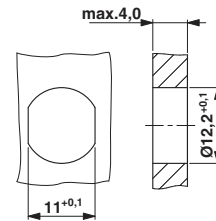
## Drawings

Dimensioned drawing



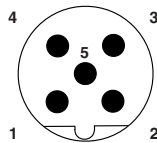
Housing cutout for M12 fastening thread, mounting panel with thread

Dimensioned drawing



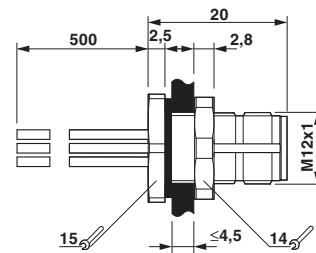
Housing cutout for M12 fastening thread, mounting panel with feed-through hole (alternative with surface as protection against rotation)

Schematic diagram



Pin assignment M12 male connector, 5-pos., B-coded, male side

Dimensioned drawing



M12 flush-type connector

Circuit diagram



Contact assignment of the M12 plug and the M12 socket

