REVISION R

IPS1-1XX-XX-XX-D-XX [R]

No OF POS PER ROW
-02 THRU -25

LEAD STYLE
-01: STANDARD INSERTION
(USE C-08-01-XXX)
-L1: LOW INSERTION
(USE C-17-01-XXX)

PLATING SPECIFICATION
-H: HEAVY GOLD
(USE C-XX-01-H)
-S: SELECTIVE GOLD, MATTE TIN TAIL
(USE C-XX-01-S)
-T: TIN (AVAILABLE FOR EXSITING CUSTOMERS ONLY.)
(USE C-XX-01-T)
-SM: HEAVY SELECTIVE GOLD, MATTE TIN TAIL
(USE C-XX-01-S)
-L: LIGHT SELECTIVE GOLD, MATTE TIN TAIL
(USE C-XX-01-L)

ROW SPECIFICATION
-D: DOUBLE (USE IPS1-XX-D)

OPTION
[R] -PL: POSITION #1 REMOVED
(USE IPS1-XX-D-P)
(SEE NOTE 10)
-FL: FRICTION LOCK
(USE IPS1-XX-D-FL-X)
[POSITIONS -05 THRU -25]

DO NOT SCALE FROM THIS PRINT

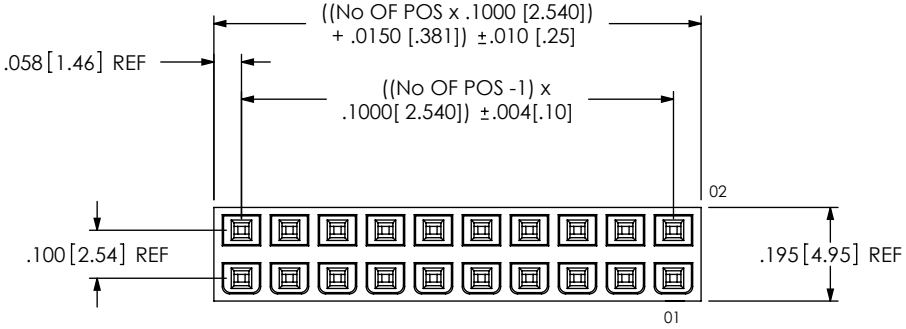

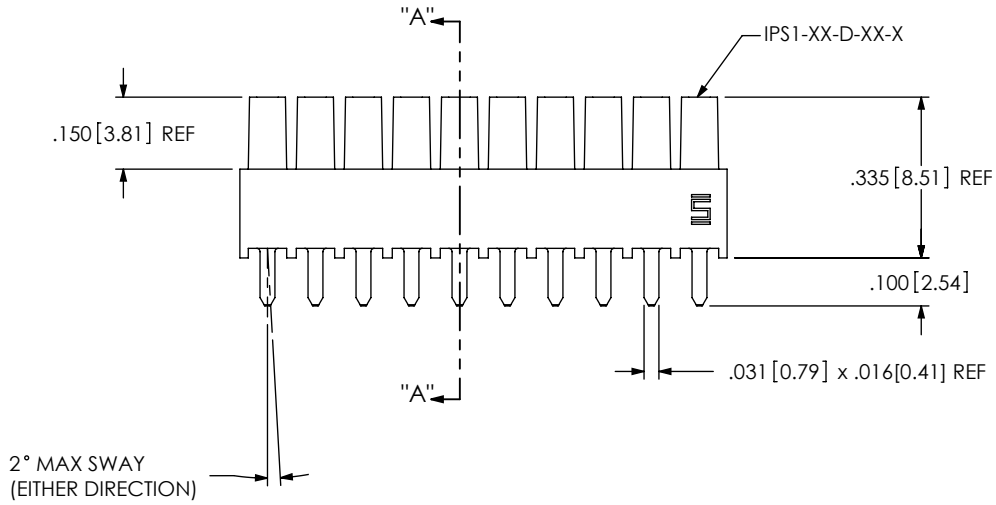

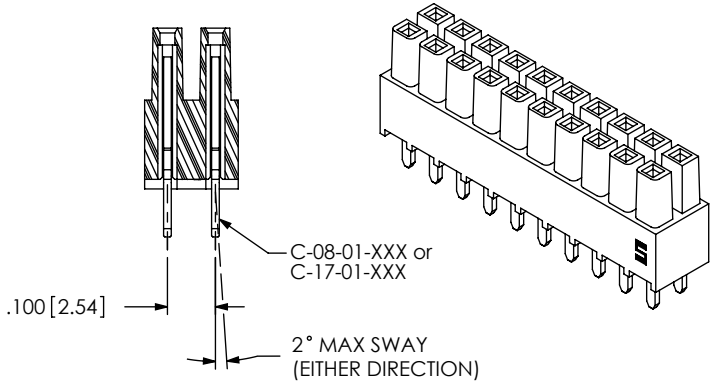

SECTION "A"-"A"

NOTES:

1. Ⓒ REPRESENTS A CRITICAL DIMENSION.
2. MAXIMUM ALLOWABLE CUT FLASH: .010[.25].
3. MINIMUM CONTACT PUSH OUT FORCE: 1.5 lbs.
4. MAXIMUM ALLOWABLE BOW: .003[.08] INCH/INCH AFTER ASSEMBLY.
5. MAXIMUM VARIATION BETWEEN PIN ROWS: .010[.25].
6. "END WALLS" AFTER CUTTING SHOULD BE .015+/-.003[.38+/-.08].
7. PARTS TO BE BULK PACKAGED.
8. -T PLATING AVAILABLE FOR EXISTING CUSTOMERS ONLY.
9. AFTER REVISION N OF THE COMPONENT PRINT IPS1-XX-D-XX-X, SAMTEC LOGO TO APPEAR ON THE #1 POSITIONS.
10. [R] FOR EXISTING CUSTOMERS ONLY, -POL CAN BE SUBSTITUED FOR -PL.

-FL: FRICTION LOCK OPTION

IPS1-110-01-X-D-FL SHOWN

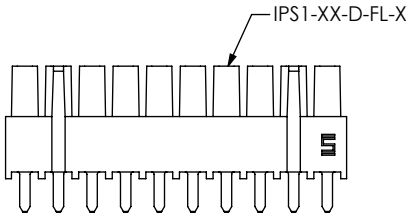

-PL: POLARIZED OPTION

IPS1-110-01-X-D-PL SHOWN

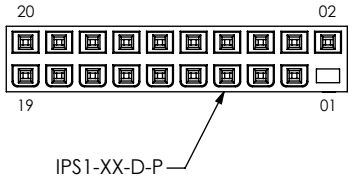

UNLESS OTHERWISE SPECIFIED, DIMENSIONS ARE IN INCHES.
TOLERANCES ARE:

DECIMALS	ANGLES
.XX: ±.01[.3]	± 2 °
.XXX: ±.005[.13]	
.XXXX: ±.0020[.051]	

PROPRIETARY NOTE

THIS DOCUMENT CONTAINS INFORMATION CONFIDENTIAL AND PROPRIETARY TO SAMTEC, INC. AND SHALL NOT BE REPRODUCED OR TRANSFERRED TO OTHER DOCUMENTS OR DISCLOSED TO OTHERS OR USED FOR ANY PURPOSE OTHER THAN THAT WHICH IT WAS OBTAINED WITHOUT THE EXPRESSED WRITTEN CONSENT OF SAMTEC, INC.

samtec
520 PARK EAST BLVD, NEW ALBANY, IN 47150
PHONE: 812-944-6733 FAX: 812-948-5047
e-Mail: info@SAMTEC.com code: 55322

MATERIAL: DO NOT SCALE DRAWING SHEET SCALE: 2.5:1

INSULATOR: VECTRA E130i, COLOR: BLACK
CONTACT: PHOS BRONZE, 510 SPRING TEMPER

DESCRIPTION:
.100[2.54] DOUBLE ROW SHROUDED SOCKET ASSEMBLY

DWG. NO. IPS1-1XX-XX-XX-D-XX

c:\enterprisevault\DWG\MISC\MKTG\IPS1-1XX-XX-XX-D-XX-MKT.SLDDRW

BY: DEAN P 10-30-2002 SHEET 1 OF 1