


10-32 X 1/2  
BONDING STUD



REAR VIEW

10-32 X 1/2  
BONDING STUD

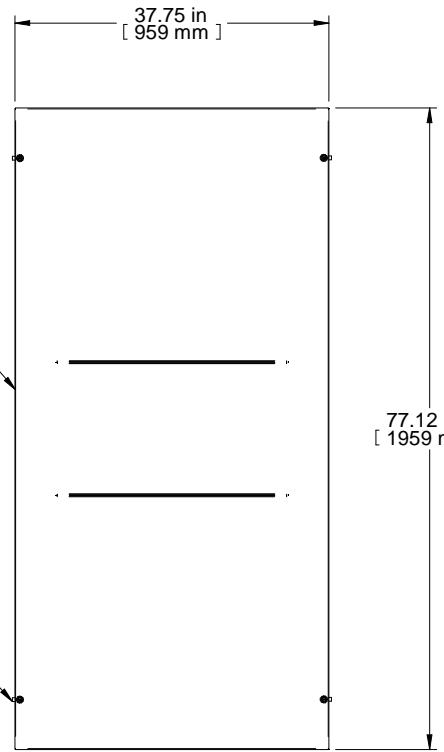
1.66 in  
[ 42 mm ]  
TYP



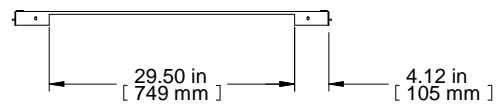
L.S. VIEW

1

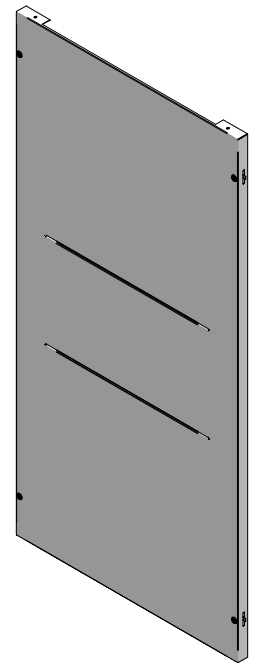
2



FRONT VIEW



BOTTOM VIEW



ISOMETRIC

Item Number	Title	Quantity
1	CL - SIDE PANEL	1
2	KEYED LOCK 1/4 TURN LATCH	4

**PART NUMBERS**  
CLCSP42BK | PAINTED BLACK TEXTURED

**NOTES**  
Side Panel Sold As Single  
Used for 36" DP CLC Frame  
Can Be Used As Barrier Panel  
See Hammond Website for More Information

**Français**  
Pour tous les détails sur nos produits,  
s'p veuillez consulter notre site [www.hammondmfg.com](http://www.hammondmfg.com)  
Data subject to change without notice. Isometric drawing not to scale.  
Les données sont sujettes à changement sans préavis.



**HAMMOND  
MANUFACTURING®**  
[www.hammondmfg.com](http://www.hammondmfg.com)

PART NO. **CLCSP42**