

MATERIAL

Glass-fibre reinforced polyamide based (PA) technopolymer, black colour, matte finish.

ROTATING PIN

Acetal resin based (POM) technopolymer, black colour.

STANDARD EXECUTIONS

- **CFTX-SH:** pass-through holes for countersunk head screws.
 - **CFTX-EH:** hexagonal pass-through holes for cylindrical head screws.
- This hinge with boss or stud can be obtained by means of hexagonal head nuts or screws fitted into the assembly hole.

ROTATION ANGLE (APPROXIMATE VALUE)

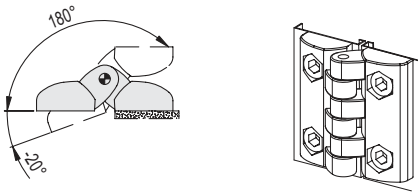
Max 200° (-20° and +180° being 0° the condition where the interconnected surfaces are on the same plane).

Do not exceed the rotation angle limit so as not to prejudice the hinge mechanical performance.

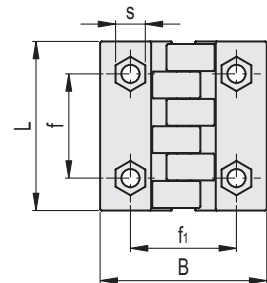
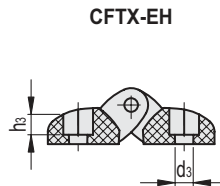
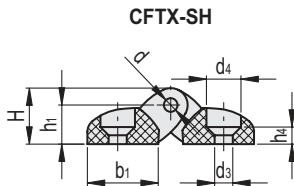
To choose the convenient type and the right number of hinges for your application, see the Guidelines (see page 1448).



ELESA Original design



Resistance tests	AXIAL STRESS		RADIAL STRESS		90° ANGLED STRESS	
	Maximum working load Ea [N]	Load at breakage Ra [N]	Maximum working load Er [N]	Load at breakage Rr [N]	Maximum working load E90 [N]	Load at breakage R90 [N]
CFTX.40	300	1500	300	1500	200	750
CFTX.49	500	2900	400	3000	300	1600
CFTX.65	800	4500	800	4400	500	2200



Conversion Table
1 mm = 0.039 inch

mm	inch
39.5	1.56
49.5	1.95
65	2.56

Code	Description	L	B	f _s ±0.25	f _t ±0.25	H	h1	h3	h4	b1	d	d3	d4	s	C# [Nm]	⚖️
427211	CFTX.40 SH-4	39.5	38.5	25	25	13	9	-	4.5	16.5	3	4.5	8.5	-	2	9
427231	CFTX.49 SH-5	49.5	49	30.5	31	16.5	11.5	-	5	21	4	5.5	10.5	-	2	22
427251	CFTX.65 SH-6	65	64	40	40	21.5	15	-	9	27.5	5	6.5	12.5	-	2	48
427201	CFTX.40 EH-4	39.5	39.5	25	25	13	9	4.5	-	16.5	3	4.5	-	7	2	9
427221	CFTX.49 EH-5	49.5	49	30.5	31	16.5	11.5	6	-	21	4	5.5	-	8	2	22
427222	CFTX.49 EH-6	49.5	49	30.5	31	16.5	11.5	6	-	21	4	6.5	-	10	2	22
427241	CFTX.65 EH-6	65	64	40	40	21.5	15	7.5	-	27.5	5	6.5	-	10	2	48

Suggested torque for screw assembly.

