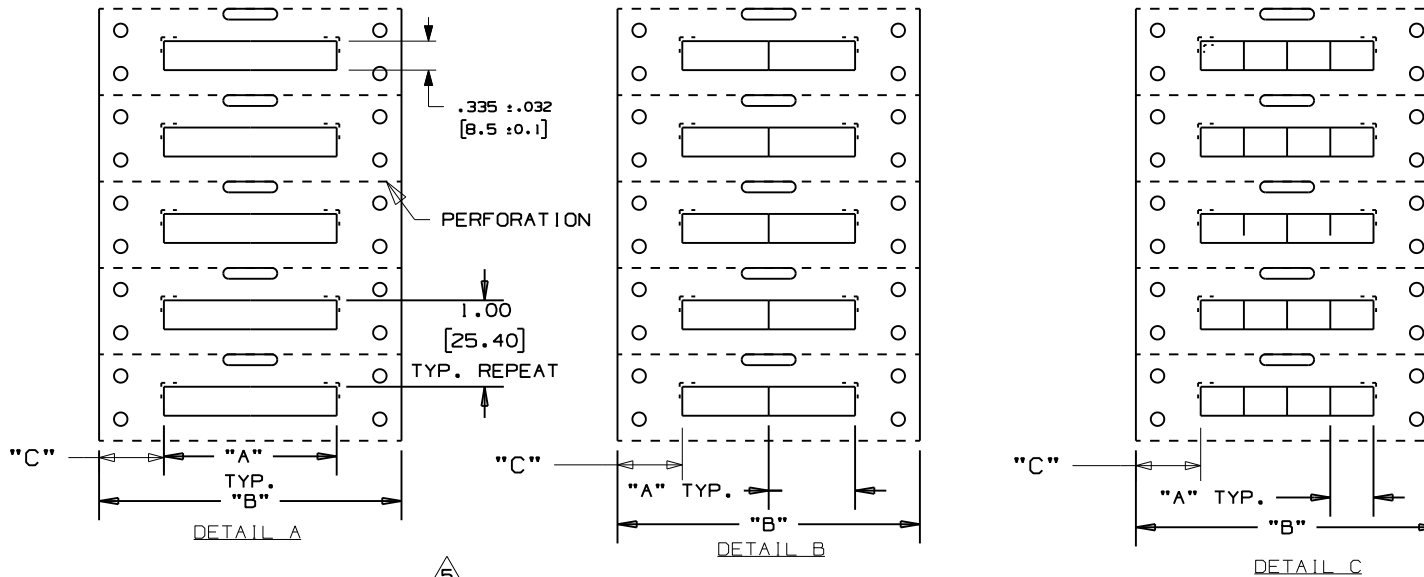
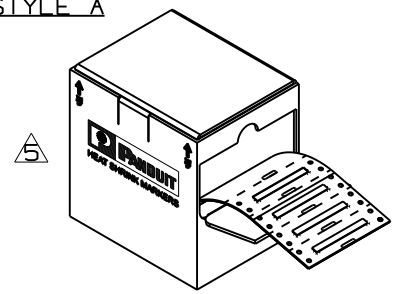


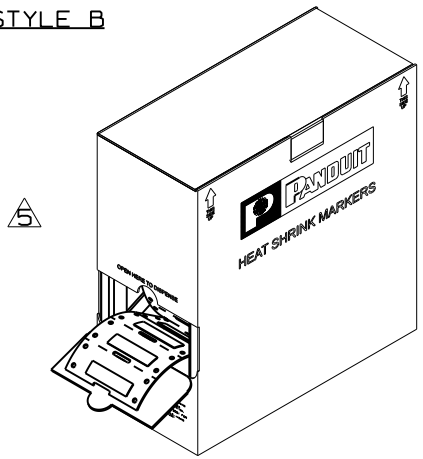
THIS COPY IS PROVIDED ON A RESTRICTED BASIS AND IS NOT TO BE USED IN ANY WAY DETRIMENTAL TO THE INTERESTS OF PANDUIT CORP.



STYLE A



STYLE B



PART NUMBER	SEE DETAIL	"A" +/- .062	"B"	"C"	MARKER ACROSS	TUBING COLOR	SEE STYLE	
H200X034F1T	A	2.00 [50.80]	3.50 [88.90]	.75 [19.1]	1	WHITE	A	
H100X034F1T	B	1.00 [25.40]		.75 [19.1]	2	WHITE		
H050X034F1T	C	0.50 [12.70]		.75 [19.1]	4	WHITE		
H150X034F1T	A	1.50 [38.10]		1.00 [25.4]	1	WHITE		
H075X034F1T	B	0.75 [19.05]		1.00 [25.4]	2	WHITE	A	
H200X034F2T	A	2.00 [50.80]		.75 [19.1]	1	YELLOW		
H100X034F2T	B	1.00 [25.40]		.75 [19.1]	2	YELLOW		
H050X034F2T	C	0.50 [12.70]		.75 [19.1]	4	YELLOW		
H200X034F1T-B	A	2.00 [50.80]		3.50 [88.90]	.75 [19.1]	1	WHITE	B
H100X034F1T-B	B	1.00 [25.40]			.75 [19.1]	2	WHITE	
H050X034F1T-B	C	0.50 [12.70]	.75 [19.1]		4	WHITE		
H150X034F1T-B	A	1.50 [38.10]	1.00 [25.4]		1	WHITE		
H075X034F1T-B	B	0.75 [19.05]	1.00 [25.4]		2	WHITE		

NOTE: 1. DIMENSION IN () ARE IN MILLIMETERS.

CAD FILENAME/LAYERS 100923NV_DC_C10220/01F

REV	DATE	BY	CHK	DESCRIPTION	ECN	R	CUST	SUP
5	5/21/09	RVU		+/- .12, +/- .062, +/- .020 WAS +/- .03, +/- .032, +/- .010. HT: .335 +/- .032 WAS .335. MAT'L. HSK TUBING GMHS31, 3.5 WIDE LINER WAS GMHS. ADD "A" +/- .062. ADD STYLE B VIEW FOR BULK BOX. VIEW UPDATE.	5593			
4				VOID				
3	12/21/07	RVU		REVISED TUBING MATERIAL. ADDED H150X034F1T-B AND H075X034F1T-B.	5244			
2	12/4/07	RVU		(.XX) +/- .032 WAS (.XX) +/- .015.	5219			
1	1-31-07	RVU		REVISED VIEW OF BOX, & TOL. ADDE NOTES 1 & 2.	4859			
0	2-24-04	RVU		DRAWING RELEASE	0000			

PANDUIT CORP. TINLEY PARK, ILLINOIS

CUSTOMER DRAWING H***X034F** OPTIMUM COMPUTER PRINTABLE HEAT SHRINK MARKERS

UNLESS OTHERWISE SPECIFIED, DIMENSIONAL TOLERANCES ARE: (.X) ± .12 (.XXX) ± .020 (.XX) ± .062 ANGLES ±

UNLESS OTHERWISE SPECIFIED, ALL DIMENSIONS ARE GIVEN IN INCHES, THIRD ANGLE PROJECTION.

SCALE NTS

DRAWING NO. C10220

DWG SIZE A

DRAWN BY RVU

DATE 9-29-04

CHK'D

MAT'L: HEATSHRINK TUBING GMHS31, 3.5 WIDE LINER