

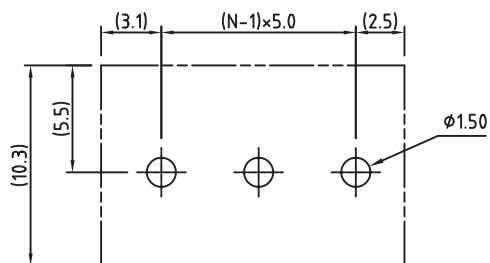
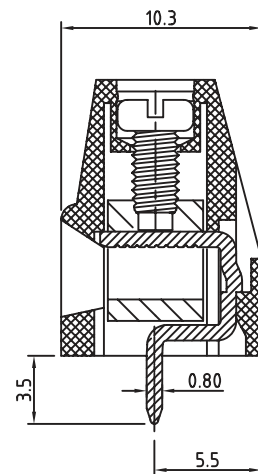
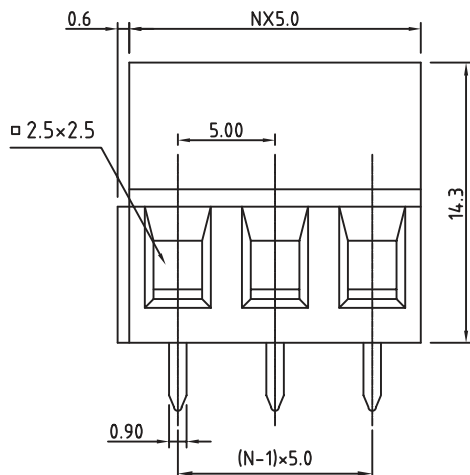
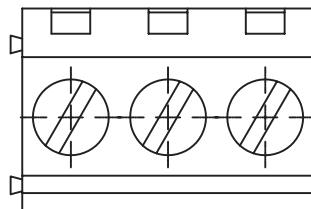
1

2

3

4

5



PCB LAYOUT - COMPONENT VIEW

## TECHNICAL CHARACTERISTICS

## MATERIAL

INSULATOR: PA 66  
 FLAMABILITY RATING: UL94-V0  
 COLOR: GREEN  
 METAL HOUSING: BRASS (CuZn)  
 TERMINAL SCREW: STEEL ZINC PLATING "-" SLOT TYPE  
 CONTACTS: BRASS  
 SOLDER TAIL PLATING: TIN

## ENVIRONMENTAL

OPERATING TEMPERATURE: -40 UP TO 105°C  
 COMPLIANCE: LEAD FREE AND ROHS

## ELECTRICAL

CURRENT RATING: 10A  
 WORKING VOLTAGE: 300VAC  
 WITHSTANDING VOLTAGE: 1.6KV  
 CONTACT RESISTANCE: 20 mOhm MAX

## STANDARD

 CERTIFIED E315414 / MODEL NUMBER 212

## MECHANICAL

SOLID WIRE: 22-12 AWG / 0.3-3.5MM<sup>2</sup>  
 STRANDED WIRE: 22-12 AWG / 0.3-3.5MM<sup>2</sup>  
 TORQUE : 3.5Lb.In / 0.4Nm

WIRE STRIPE LENGTH: 6-7MM

SCREW: M2.5

PITCH: 5.0MM

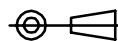
SOLDERING: WAVE PROCESS ONLY

PACKAGING: BOX

SERIE 212

RoHS Compliant

PROJECTION:



GENERAL TOLERANCE

.X = +/- 0.2

.XX = +/- 0.15



APPROVAL: RJ

UNIT: MM

SCALE:

SHEET: 1/1

DRAW: MARVIN

DESCRIPTION: SERIE 212 - 5.0MM HORIZONTAL ENTRY MODULAR  
 WITH RISING CAGE CLAMP - 3.5MM<sup>2</sup> WIRES WR-TBL

WERI PART NO: 691 212 710 0xx

SIZE

A4

G			
F			
E			
D	07-MAR-11	DIMENSION	GG
C	12-OCT-09	STANDARD	JP
B	30-OCT-08	CHARACTERISTICS	JP
A	30-OCT-07	PDF	EC
REV	DATE	FILE	BY