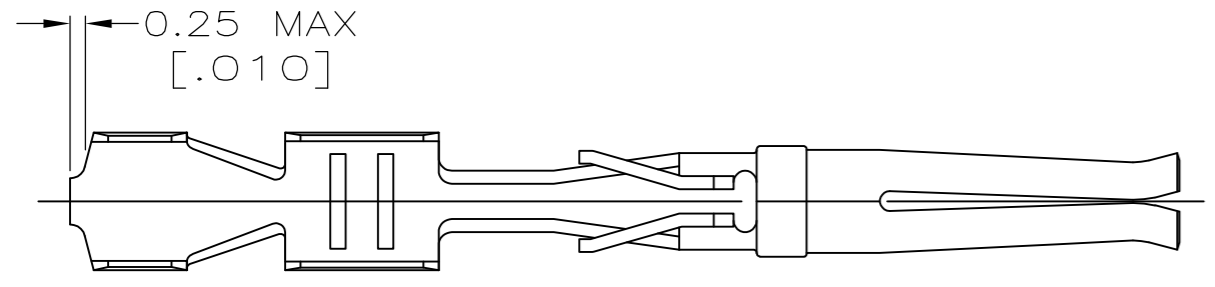
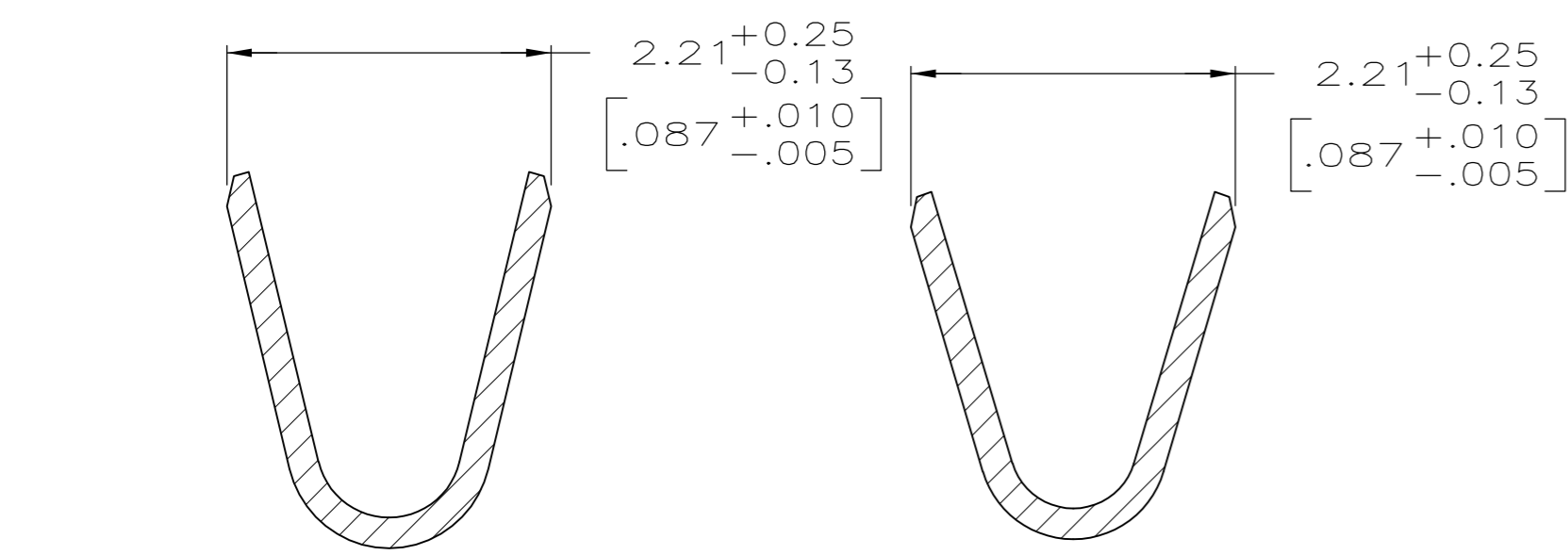
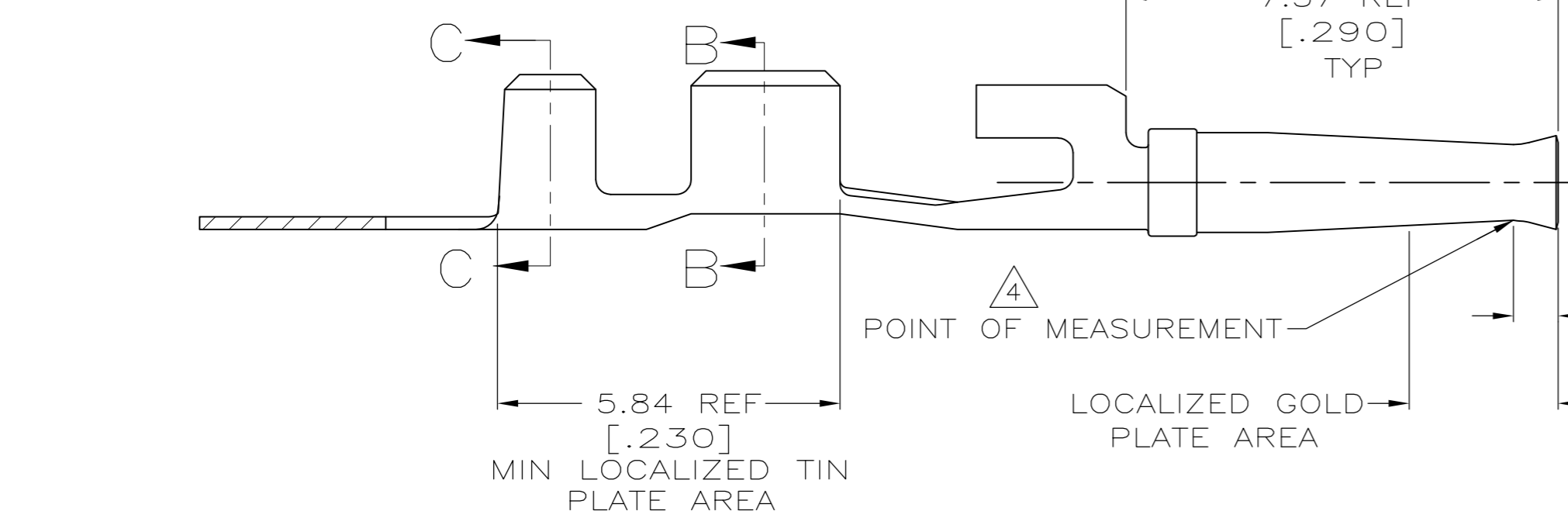
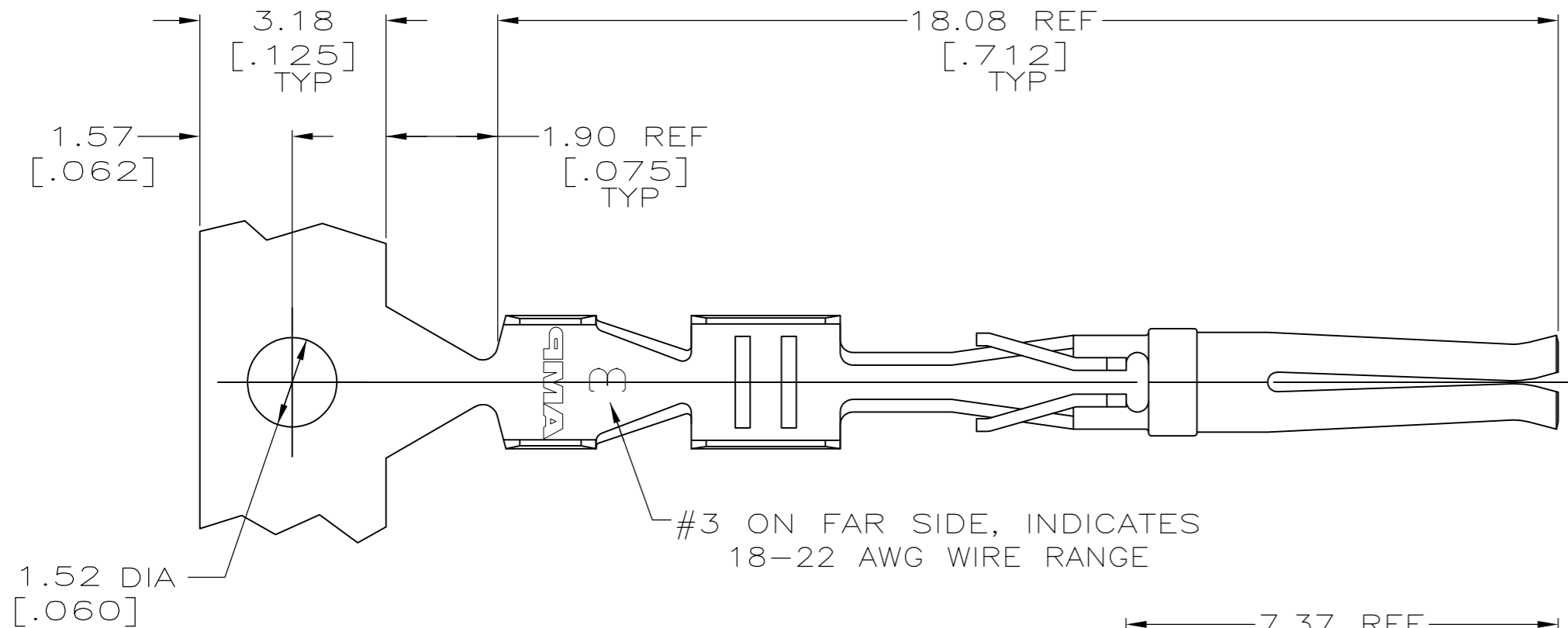


THIS DRAWING IS UNPUBLISHED. RELEASED FOR PUBLICATION
 © COPYRIGHT BY TYCO ELECTRONICS CORPORATION. ALL RIGHTS RESERVED.

LOC	DIST	REVISIONS					
GP	00	P	LTR	DESCRIPTION	DATE	DWN	APVD
			K3	REVISED PER ECO-07-008164	10AUG07	JDP	CWR
			K4	REVISED PER ECO-09-021510	15SEP09	KK	AEG



DETAIL Z
SCALE 8:1



SECTION C-C
SCALE 20:1

SECTION B-B
SCALE 20:1

- ① GOLD PLATING PER MIL-G-45204, TIN PLATING PER MIL-T-10727, NICKEL PLATING PER QQ-N-290.
- ② 0.76 μm [.000030] MIN GOLD IN LOCALIZED GOLD PLATE AREA, 2.54 μm [.000100] MIN BRIGHT TIN OR BRIGHT TIN-LEAD IN MIN LOCALIZED TIN PLATE AREA, ALL OVER 0.76 μm [.000030] MIN NICKEL.
- ③ GOLD FLASH IN LOCALIZED GOLD PLATE AREA, 2.54 μm [.000100] MIN BRIGHT TIN OR BRIGHT TIN-LEAD IN MIN LOCALIZED TIN PLATE AREA, ALL OVER 0.76 μm [.000030] MIN NICKEL.
- ④ POINT OF MEASUREMENT FOR GOLD AND NICKEL IS ON THE INSIDE SURFACE FOR NOTE ② AND ⑥ ONLY, AND OUTSIDE SURFACE FOR NOTE ③ AND ⑤.
- ⑤ GOLD FLASH IN LOCALIZED GOLD PLATE AREA, 2.54 μm [.0001] MIN MATTE TIN IN LOCALIZED TIN PLATE AREA, ALL OVER 0.76 μm [.000030] MIN NICKEL UNDERPLATE.
- ⑥ 0.76 μm [.00030] MIN GOLD IN LOCALIZED GOLD PLATE AREA, 2.54 μm [.0001] MIN MATTE TIN IN LOCALIZED TIN PLATE AREA, ALL OVER 1.27 μm [.000050] MIN NICKEL UNDERPLATE.
- ⑦ PHOSPHOR BRONZE PER QQ-B-750.
- ⑧ OBSOLETE PARTS: OBSOLETE CIS STREAMLINING PER D.RENAUD/D.SINISI

REVISION	DESCRIPTION	DATE	BY
⑧	OBSOLETE	-	-
⑤	OBSOLETE	-	-
⑥	DETAIL Z	745270-9	-
③	DETAIL Z	745270-8	-
③	DETAIL Z	745270-7	-
③	DETAIL Z	745270-6	-
③	DETAIL Z	745270-5	-
②	DETAIL Z	745270-4	-
②	DETAIL Z	745270-3	-
②	DETAIL Z	745270-2	-
FINISH	LOOSE PIECE	PART NO	

THIS DRAWING IS A CONTROLLED DOCUMENT.		DWN L. VARELA - DOCK5 11-15-04	Tyco Electronics Corporation Harrisburg, PA 17105-3608	
DIMENSIONS: mm [INCHES]		CHK J. GERACE 11-15-04	NAME CONTACT SOCKET, OPEN BARREL, #18-22, HDE-20, AMPLIMITE	
TOLERANCES UNLESS OTHERWISE SPECIFIED:		APVD M. WALMSLEY 11-15-04	SIZE A2 CAGE CODE 00779 C=745270	
0 PLC ± -	1 PLC ± -	PRODUCT SPEC 108-40011	DRAWING NO 114-40003	
2 PLC ± 0.13 [.005]	3 PLC ± -	APPLICATION SPEC	RESTRICTED TO -	
4 PLC ± -	ANGLES ± -	WEIGHT -	SCALE 10:1 SHEET 1 OF 1 REV K4	
MATERIAL ⑦	FINISH ① SEE TABLE	CUSTOMER DRAWING		