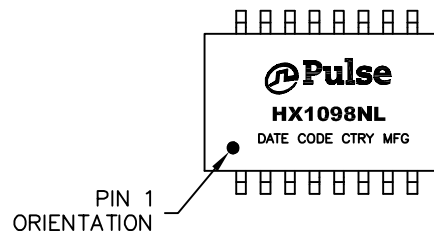


NOTES:

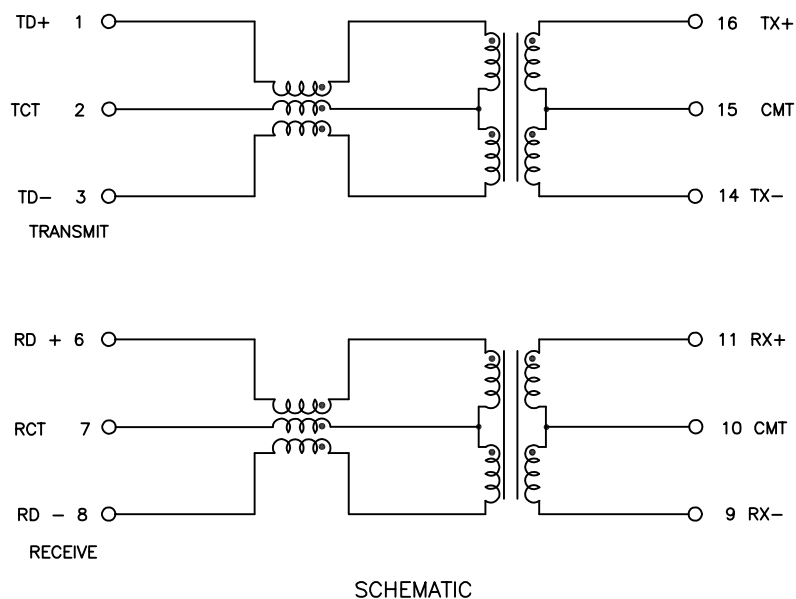
1. ROHS COMPLIANT
2. PLASTIC: THERMOSET PLASTIC MATERIAL WITH FLAMMABILITY RATING UL 94V-0 OR BETTER.
3. STORAGE TEMPERATURE: -50°C TO +125°C
4. COMPLIANCE TO J-STD:
 - A. J-STD-002: SOLDERABILITY AT 245°C REFLOW PROFILE
 - B. J-STD-020: LEVEL 1, NO MOISTURE SENSITIVE
 - C. J-STD-075: R7, 245°C MAXIMUM THROUGH REFLOW SOLDER
5. TO ORDER TAPE & REEL PACKAGING ADD A "T" SUFFIX TO THE PART NUMBER(i.e HX1098NL BECOMES HX1098NLT).



FINAL OUTLINE

© Copyright, 2015. Pulse Electronics Corp. All rights reserved. Pulse confidential & proprietary. (12/09/15)

PRODUCT DESCRIPTION	TLA DRAWING	PS DRAWING	SHEET	PART NO.	DATASHEET REV.
MDL,SIN,100D,1:1,SM,TU	HX1098NL-10	PS-2266.001-A	1 OF 3	HX1098NL	A



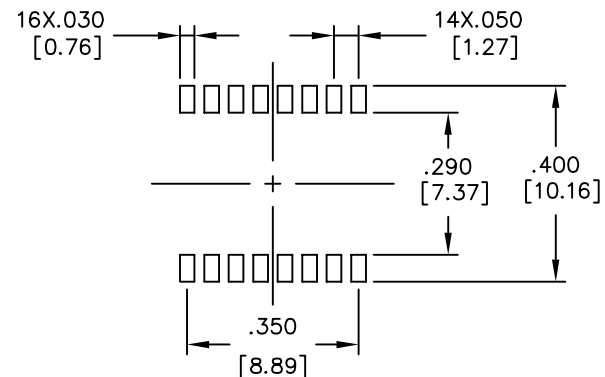
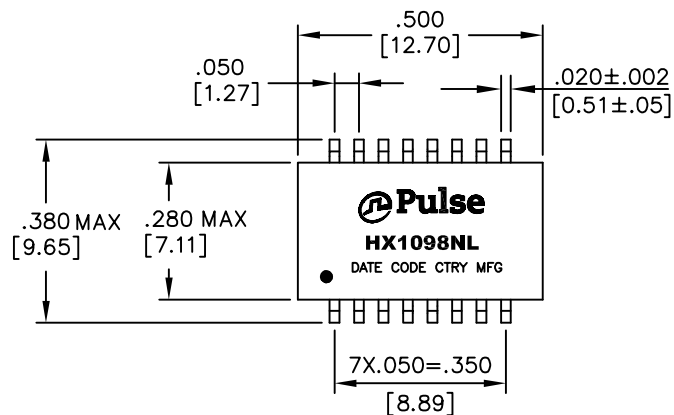
ELECTRICAL CHARACTERISTICS AT +25°C UNLESS OTHER SPECIFIED
MEETS IEEE 802.3 SPECIFICATION

PARAMETER	SPECIFICATIONS			
OPERATING TEMPERATURE	-45°C ~ +85°C			
URNS RATIO	1.00 ± 2%			
POLARITY	PER SCHEMATIC			
INSERTION LOSS	100 KHz	1-125 MHz		
	-1.2 dB MAX	-0.2-0.002*f ^{1.4} dB MAX		
RETURN LOSS (Z OUT = 100 OHM ±15%)	.1-30 MHz	60 MHz	80 MHz	100 MHz
	-18 dB MIN	-14.4 dB MIN	-13.1 dB MIN	-12 dB MIN
INDUCTANCE (OCL) (MEDIA SIDE, -40°C TO +85°C)	350 uH MIN (MEASURED AT 100 KHz, 100 mVRMS) WITH 8mA DC BIAS			
CROSSTALK, ADJACENT CHANNELS	1 MHz	10-100 MHz		
	-50 dB MIN	-55+22*LOG ₁₀ (f/10) dB MIN		
COMMON MODE REJECTION RATIO	.1-30 MHz	60 MHz	100 MHz	200 MHz
	-50 dB MIN	-43 dB MIN	-40 dB MIN	-25 dB MIN
DC RESISTANCE, 1/2 WINDING	.65 OHMS MAX			
DC RESISTANCE IMBALANCE	±.065 OHMS MAX (CENTER TAP SYMMETRY)			
INPUT - OUTPUT ISOLATION	1500 VRMS MIN @ 60 SECONDS			

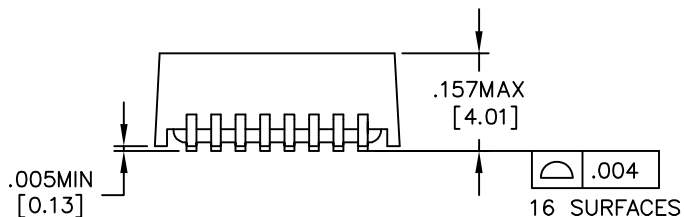
NOTE: f IS FREQUENCY IN MHz.

© Copyright, 2015. Pulse Electronics Corp. All rights reserved. Pulse confidential & proprietary. (12/09/15)

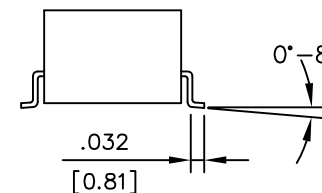
PRODUCT DESCRIPTION	TLA DRAWING	PS DRAWING	SHEET	PART NO.	DATASHEET REV.
MDL,SIN,100D,1:1,SM,TU	HX1098NL-10	PS-2266.001-A	2 OF 3	HX1098NL	A



SUGGESTED PAD LAYOUT



(WASH AREA: The lowest point of FG to sitting plane)



DIMENSIONS ARE IN INCHES [MILLIMETERS] WITH THE FOLLOWING TOLERANCES: [MILLIMETERS] ARE FOR REFERENCE ONLY.

.XX= ±.01 [±0.25]

.XXX= ±.005 [±0.13]

© Copyright, 2015. Pulse Electronics Corp. All rights reserved. Pulse confidential & proprietary. (12/09/15)

PRODUCT DESCRIPTION	TLA DRAWING	PS DRAWING	SHEET	PART NO.	DATASHEET REV.
MDL,SIN,100D,1:1,SM,TU	HX1098NL-10	PS-2266.001-A	3 OF 3	HX1098NL	A