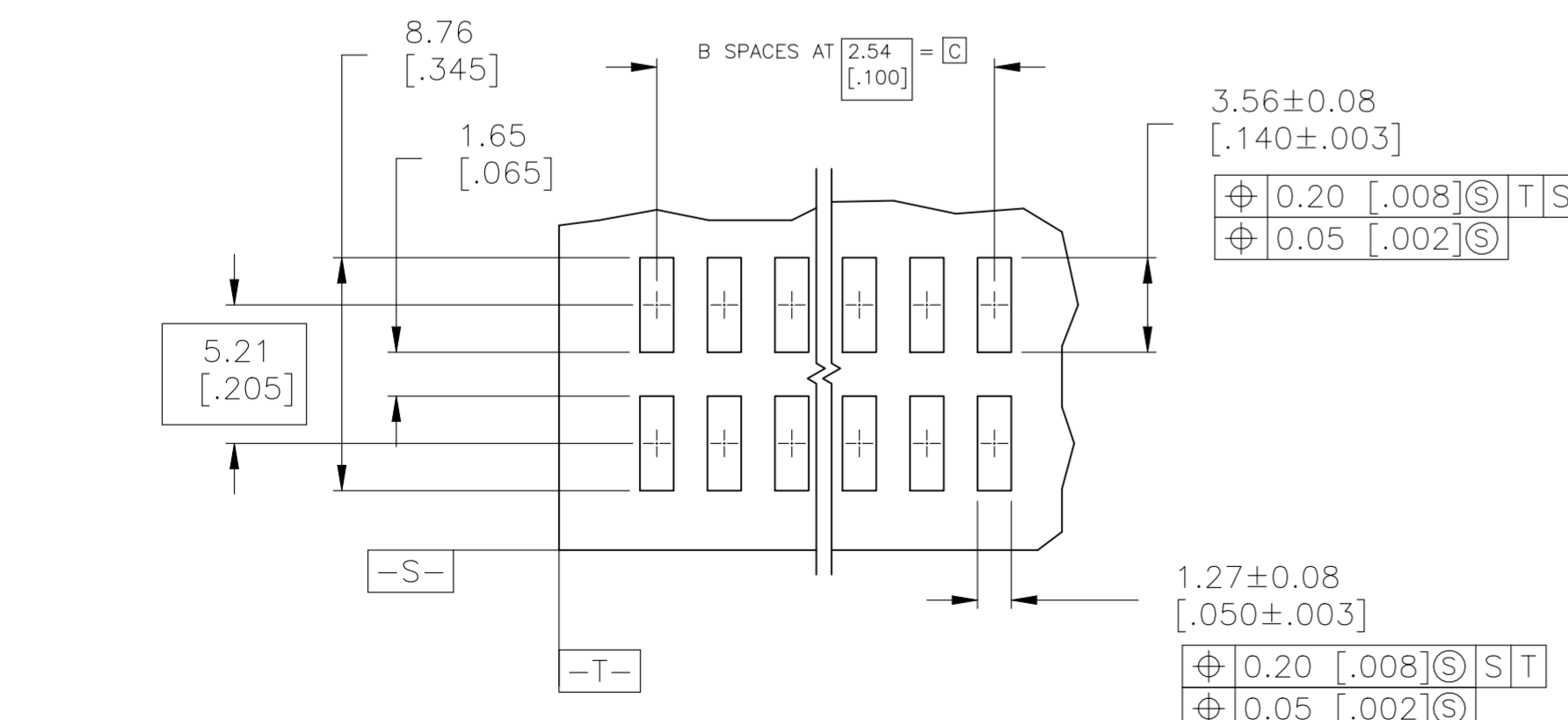
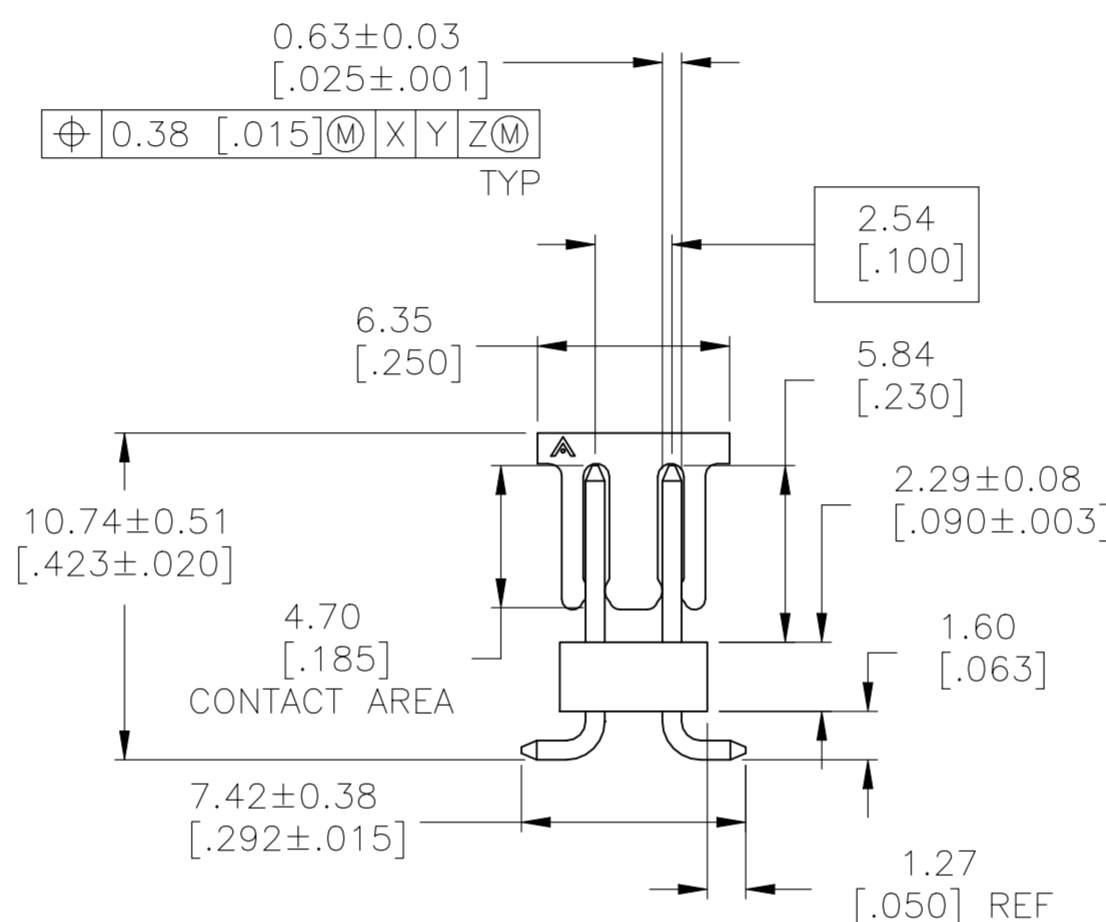
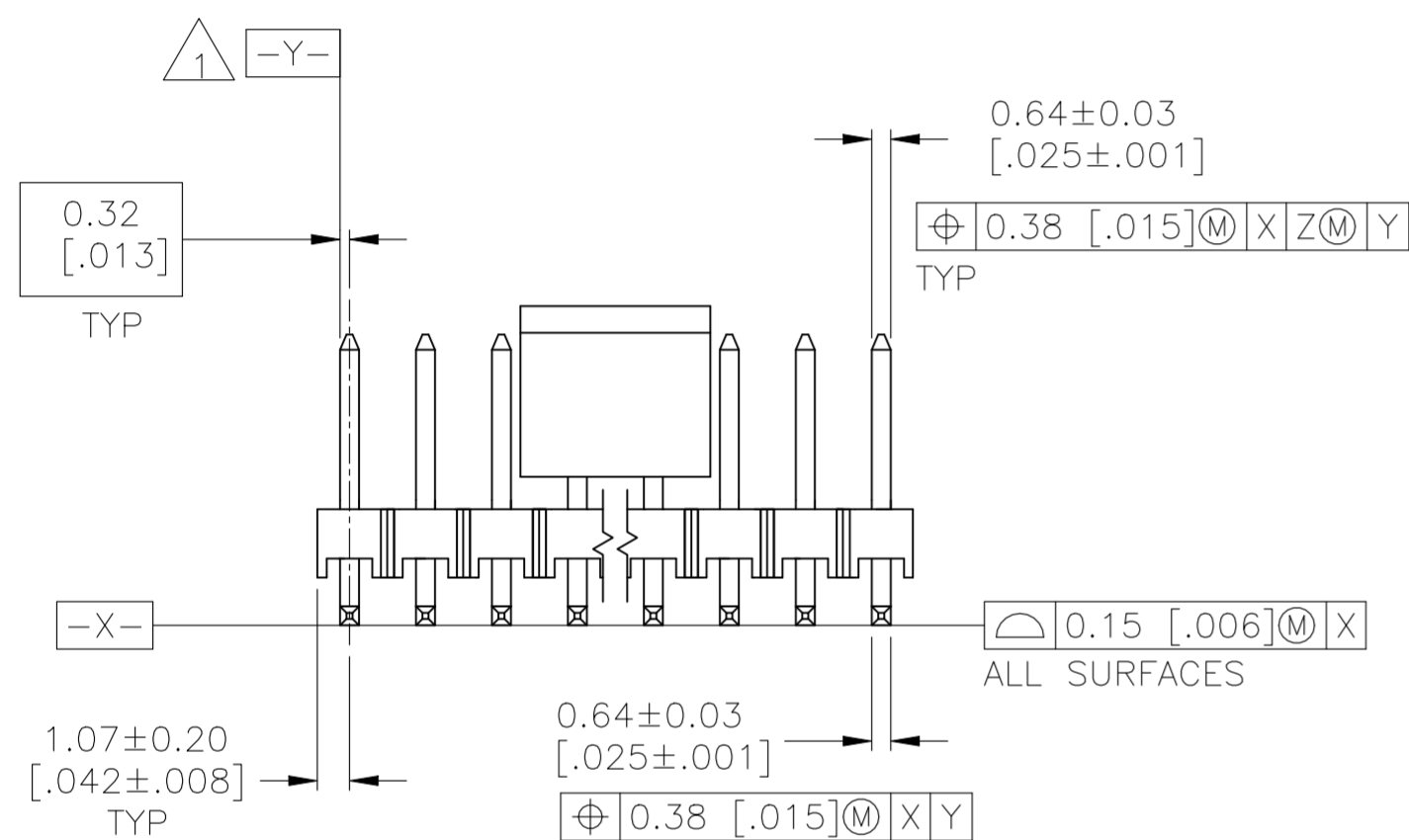
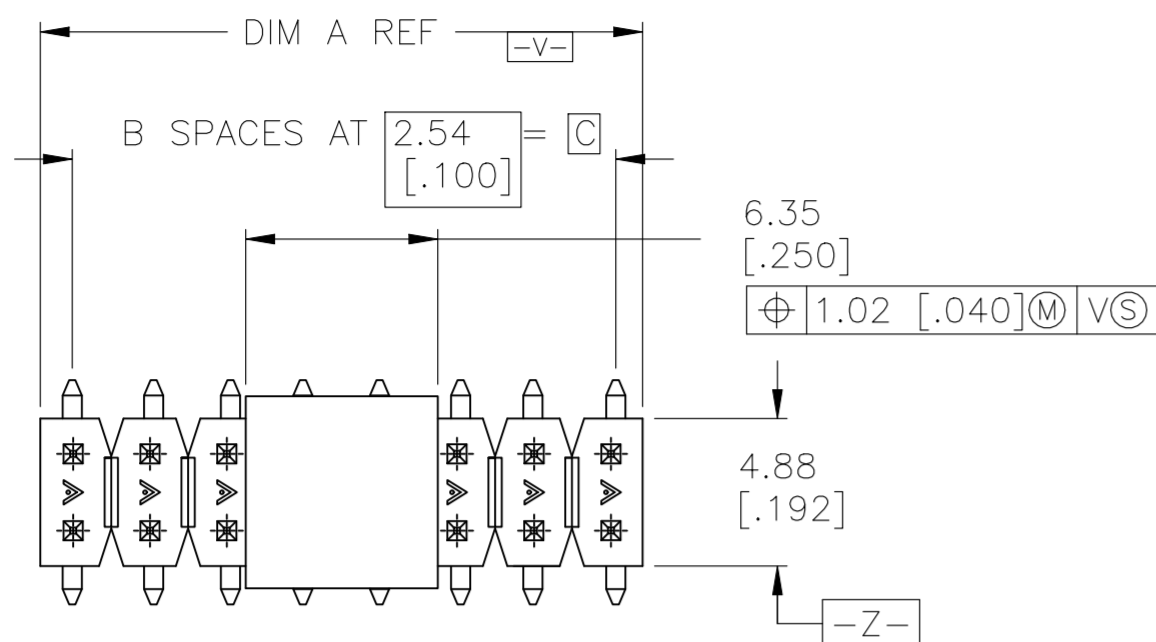


REVISIONS					
P	LTR	DESCRIPTION	DATE	DWN	APVD
S		REVISED PER ECR-22-162119	02JAN2023	RK	MF

- 1 -Y- SHALL BE THE INTERSECTION OF THE POST AND THE HOUSING.
- 2 THE NOTED DIMENSION APPLIES FROM THE BASIC DIMENSION (NOT THE POST CENTERLINE) TO THE SURFACE INDICATED.
- 3 0.000762[.000030] GOLD ON CONTACT AREA, 0.00254-0.00508[.000100-.000200] MATTE TIN-LEAD ON SOLDER TAIL, ALL OVER 0.00127[.000050] NICKEL.
- 4 PACKAGED IN TAPE AND REEL PER EIA-481 SPECIFICATIONS. SEE TABLE FOR TAPE WIDTH.
- 5 HOUSING: LCP, COLOR-BLACK. POST: COPPER ALLOY. PICK AND PLACE CAP: PPA COLOR-BLACK.

- 6 PRELIMINARY PART - NOT RELEASED FOR PRODUCTION.
- 7 0.000762[.000030] GOLD ON CONTACT AREA, 0.00254-0.00508[.000100-.000200] MATTE TIN ON SOLDER TAIL, ALL OVER 0.00127[.000050] NICKEL.
- 8 OBSOLETE
- 9 OBSOLETE PARTS: OBSOLETE CIS STREAMLINING PER D.RENAUD/D.SINISI



RECOMMENDED PCB LAYOUT FOR USE WITH 0.20 [.008] THICK STENCIL

PLATING	TAPE WIDTH	C	B	A	NO. OF POSN	PART NUMBER
7	-	30.48 [1.200]	14	32.61 [1.284]	30	6-147279-4
6	-	30.48 [1.200]	13	32.61 [1.284]	28	6-147279-3
6	-	30.48 [1.200]	10	32.61 [1.284]	22	6-147279-2
6	-	30.48 [1.200]	8	32.61 [1.284]	18	6-147279-1
7	44mm	30.48 [1.200]	12	32.61 [1.284]	26	6-147279-0
7	44mm	17.78 [.700]	7	19.91 [.784]	16	5-147279-9
7	24mm	12.7 [.500]	5	14.83 [.584]	12	5-147279-8
7	24mm	7.62 [.300]	3	9.75 [.384]	8	5-147279-7
7	44mm	27.94 [1.100]	11	30.07 [1.184]	24	5-147279-6
7	44mm	22.86 [.900]	9	24.99 [.984]	20	5-147279-5
7	24mm	2.54 [.100]	1	4.67 [.184]	4	5-147279-4
7	32mm	15.24 [.600]	6	17.37 [.684]	14	5-147279-3
7	24mm	10.16 [.400]	4	12.29 [.484]	10	5-147279-2
7	24mm	5.08 [.200]	2	7.21 [.284]	6	5-147279-1
8	24mm	5.08 [.200]	2	7.21 [.284]	6	1-147279-1
9	44mm	30.48 [1.200]	12	32.61 [1.284]	26	1-147279-0
8	44mm	17.78 [.700]	7	19.91 [.784]	16	147279-9
9	24mm	12.7 [.500]	5	14.83 [.584]	12	147279-8
8	24mm	7.62 [.300]	3	9.75 [.384]	8	147279-7
8	44mm	27.94 [1.100]	11	30.07 [1.184]	24	147279-6
8	44mm	22.86 [.900]	9	24.99 [.984]	20	147279-5
8	24mm	2.54 [.100]	1	4.67 [.184]	4	147279-4
8	32mm	15.24 [.600]	6	17.37 [.684]	14	147279-3
8	24mm	10.16 [.400]	4	12.29 [.484]	10	147279-2
8	24mm	5.08 [.200]	2	7.21 [.284]	6	147279-1

9 SUPERCEDED BY 6-147279-0

THIS DRAWING IS A CONTROLLED DOCUMENT.

DWN: B. HAYMAKER 10JUL00  
 CHK: J. GESFORD 10JUL00  
 APVD: J. GESFORD 10JUL00  
 PRODUCT SPEC: J. GESFORD

DIMENSIONS: mm [INCHES]  
 TOLERANCES UNLESS OTHERWISE SPECIFIED:  
 0 PLC ± -  
 1 PLC ± -  
 2 PLC ± -  
 3 PLC ± 0.13 [.005]  
 4 PLC ± -  
 ANGLES ± -

MATERIAL: 5  
 FINISH: SEE TABLE

WEIGHT: -  
 CUSTOMER DRAWING

NAME: SURF. MT. HDR. ASSY, MOD II, B/W, VERT, D/R, .100 x .100 C/L, .025 SQ POST

SIZE: A2  
 CAGE CODE: 00779  
 DRAWING NO: C=147279

RESTRICTED TO: -

SCALE: 4:1  
 SHEET: 1 of 1  
 REV: S