

Plug-in Mount 39 mm LN Part number 84870308



- Relay for controlling level of conductive liquids
- Output relay status display LED
- Sensitivity adjustable from 5 k Ω to 100 k Ω
- LN
 - Relay for controlling level of conductive liquids
 - Regulation of two levels : minimum, maximum
 - Empty function
 - Plug in (8 or 11 pins)
 - Sensitivity adjustable from 5 k Ω to 100 k Ω
- LN2
 - Combined fill and empty functions
 - Combined regulation of pumping out a well and filling a tank
 - Plug in (11 pins)

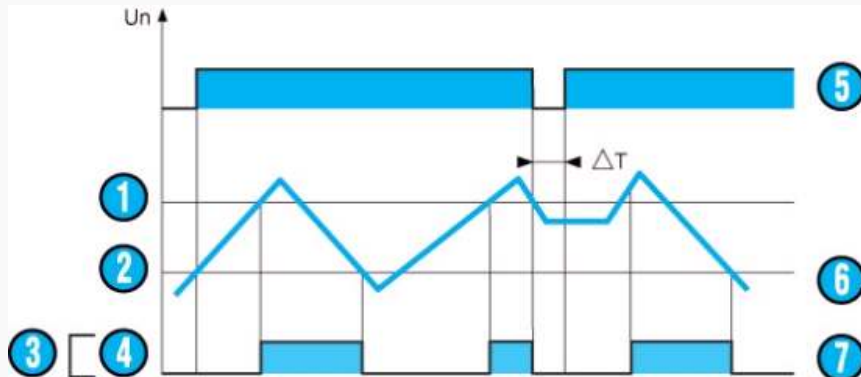
Part numbers

Type	Supply voltage	Base
84870308 LN	120 V AC	11-pin

Specifications

Supply voltage Un	230 V, 110 V, 48 V, 24 V AC, 50/60 Hz
Operating range	0,85 → 1,15 x Un
Max. absorbed power	3 VA
Adjustable sensitivity	5 k Ω → 100 k Ω
Measurement accuracy (at maximum sensitivity)	0 → +30 %
Electrode voltage (max)	24 V AC (50/60 Hz)
Electrode current (maximum)	1 mA (50/60 Hz)
Maximum cable capacity	10 nF
Response time high level	300 ms
Response time low level	500 ms
Output relay (according to AC1 resistive load)	1 AgCdO switch 8 A AC max.
Galvanic isolation via transformer (4 kV, 8 mm creepage distance)	Class II
Isolation of contacts and electrodes from power supply	2,5 kV AC
Temperature limits use (°C)	-20 → +60
Temperature limits stored (°C)	-30 → +70
Weight (g)	140

Principles



Operating principle

Control of maximum and/or minimum levels of conductive liquids (tap water, sea water, waste water, chemical solutions, coffee etc).

The principle is based on measurement of the apparent resistance of the liquid between two submerged probes. When this value is lower than the preset threshold on the unit front face, the output relay changes state. To avoid electrolytic phenomena, an AC current flows across the probes. Applications found in environmental, chemical industries and food technology etc.

Regulation of two levels : Minimum / Maximum

The output relay changes state when the level of liquid reaches the maximum electrode, with the minimum electrode submerged. It returns to its initial state when the minimum probe is no longer in contact with the liquid.

Note

The probe wire (max length 100 metres) does not have to be screened, but avoid mounting it in parallel with the power supply wires. A screened wire can be used, with the screening connected to the common.

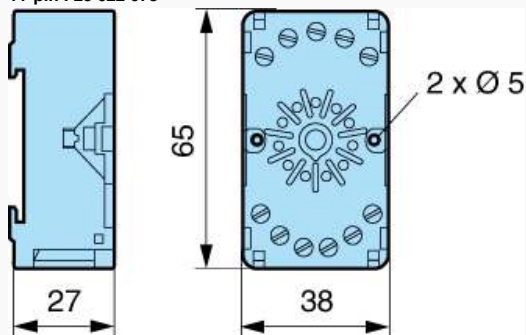
N°	Legend
①	Max. level
②	Min. level
③	Output relay
④	Down
⑤	Unit power-up
⑥	Controlled level
⑦	Empty function

Dimensions (mm)

LN connector sockets

8-pin : 25 622 129

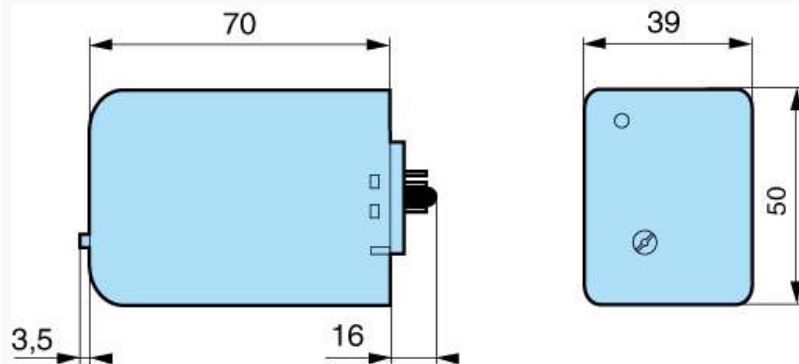
11-pin : 25 622 078



TRADOS Empty Field

Dimensions (mm)

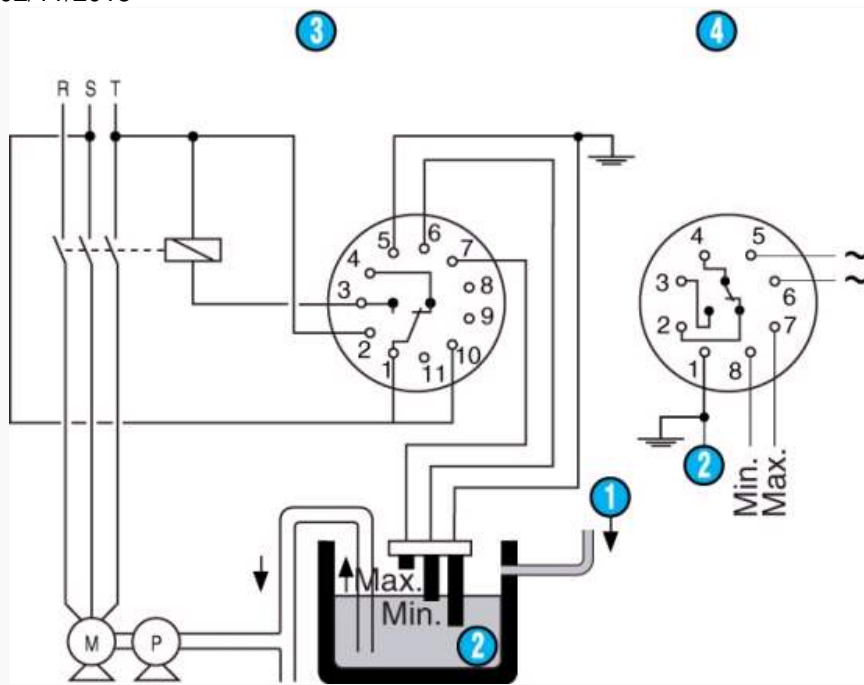
LN



TRADOS Empty Field

Connections

LN



N°	Legend
1	Input
2	Common
3	LN 11-pin
4	LN 8-pin

Connections

LN

LN

Connections

LN

LN