

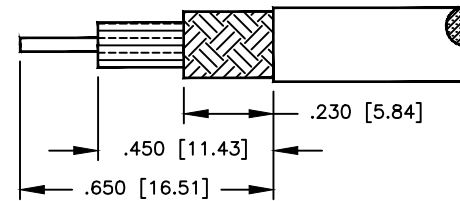
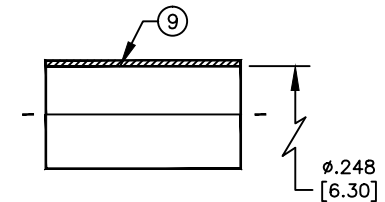
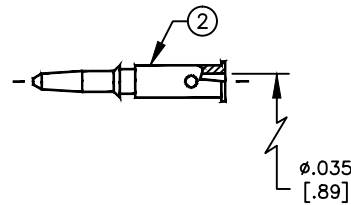
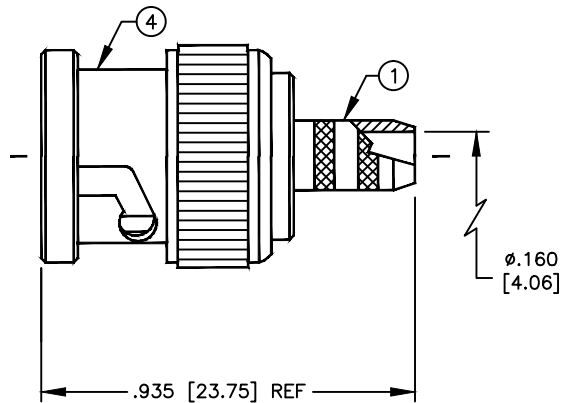
# SPECIFICATION CONTROL DRAWING

THIS DRAWING CONTAINS INFORMATION PROPRIETARY TO RF INDUSTRIES, LTD. ANY UNAUTHORIZED USE OF THIS DRAWING IS EXPRESSLY PROHIBITED. ANY VIOLATION IS PUNISHABLE UNDER U.S. COPYRIGHT LAWS.

REV	DESCRIPTION	DWN	DATE	APPROVED
A	ENGINEERING RELEASE	KMM	8/16/99	R. RICE

ALL DIMENSIONS ARE REFERENCE ONLY

000367



SUGGESTED STRIPPING INSTRUCTIONS  
SUGGESTED CRIMP DIES: .068 & .255

## SPECIFICATIONS:

IMPEDANCE: 50 OHMS  
FOR RG-59, 59A, 59B, 62, 62A, 62C

ITEM	DESCRIPTION	QTY	MATERIAL	FINISH
9	FERRULE	1	COPPER	NICKEL
8	WASHER	1	BRASS	NICKEL
7	SPRING	1	SK-5	NONE
6	RETAINING RING	1	BRASS	NICKEL
5	GASKET	1	S.I. RUBBER	RED
4	SHELL	1	BRASS	NICKEL
3	DIELECTRIC	1	PTFE	NONE
2	PIN	1	BRASS	GOLD
1	BODY	1	DIECAST	NICKEL

DIMENSIONS ARE IN INCHES  
AND [MILLIMETERS]

UNLESS OTHERWISE NOTED  
TOLERANCES ARE:  
DECIMALS DIAMETER

DRAWN  
C. ZUNIGA 8/17/99

CHECKED

ORJ DRAWN  
K. MAXWELL 9/17/99

APPROVALS DATE

**RFconnectors**  
DIVISION OF RF INDUSTRIES, LTD.

7610 MIRAMAR RD  
SAN DIEGO, CA 92126  
(619)549-6340  
(619)549-6345 FAX

RFB-1707-QQ

BNC MALE CRIMP, DIECAST

SIZE	CABLE GROUP	DWG NO.	REV
A	N/A	9231	A

SCALE: 2:1

CAD FILE 13ARC B

SHEET 1 OF 1