

NOTES

- ① 材料及び仕上げ(めっき仕様) : TABLE 1参照
MATERIAL AND FINISHES : SEE TABLE 1
- 2. 製品仕様書 : 511630000-PS 000
PRODUCT SPECIFICATION:511630000-PS 000
- 3. 梱包仕様書 : 533759200-SPK 200
PACKAGING SPECIFICATION: 533759200-SPK 200
- 4. 嵌合相手 : 51163 シリーズ
MATES WITH:51163 SERIES
- 5. アプリケーション仕様書(コネクタ取扱い説明書) : 2166940000-AS PS 000
APPLICATION SPECIFICATION(CONNECTOR MANUAL) : 2166940000-AS PS 000
- ⑥ 偶数極に適合
APPLY FOR EVEN CIRCUIT
- ⑦ 2極はキルクを付加しない
3極以上のキルク形状は両サイドが (B) 、その他の極は全て (A) 形状とする
KINK FORM
2 CIRCUIT:PINS TO BE NOT KINKED.
MORE THAN 2 CIRCUIT:PINS AT BOTH ENDS ARE KINK FORMED TO (B) ,
THE OTHER PINS ARE KINK FORMED TO (A) .

TABLE 1

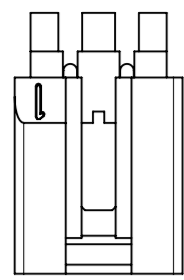
		HOUSING COLOR				
		NATURAL(WHITE)				
1.9	1.25	38.2	35	39.9	534261510	15
		35.7	32.5	37.4	534261410	14
		33.2	30	34.9	534261310	13
		30.7	27.5	32.4	534261210	12
		28.2	25	29.9	534261110	11
		25.7	22.5	27.4	534261010	10
		23.2	20	24.9	534260910	9
		20.7	17.5	22.4	534260810	8
		18.2	15	19.9	534260710	7
		15.7	12.5	17.4	534260610	6
		13.2	10	14.9	534260510	5
		10.7	7.5	12.4	534260410	4
1	8.2	5	9.9	534260310	3	
-	-	5.7	2.5	7.4	534260210	2
E	D	C	B	A	発注番号 ORDER No.	極数 CIRCUIT SIZE
					梱包形態:トレイ PACKAGE:TRAY	

部品 PART	材料 MATERIAL
① プラグハウジング PLUG HOUSING	ポリエステル ガラス含有 UL94 V-0 色 : ナチュラル(白) POLYESTER(PBT),GLASS FILLED,UL94 V-0,COLOR:NATURAL(WHITE)
② プラグピン PLUG PIN	りん青銅 PHOSPHOR BRONZE
	錫めっき : 1.0MICRO METER MINIMUM. MATTE TIN PLATING : 1.0MICRO METER MINIMUM.
	銅めっき(下地めっき):0.5MICRO METER MINIMUM COPPER PLATING(UNDER PLATING):0.5MICRO METER MINIMUM.

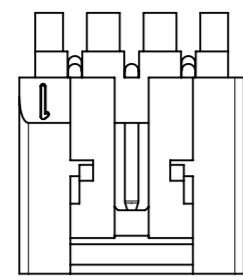
THIS DRAWING CONTAINS INFORMATION THAT IS PROPRIETARY TO MOLEX ELECTRONIC TECHNOLOGIES, LLC AND SHOULD NOT BE USED WITHOUT WRITTEN PERMISSION

DIMENSION UNITS	SCALE	CURRENT REV DESC:	molex			
mm	NTS					
GENERAL TOLERANCES (UNLESS SPECIFIED)			MINI-LOCK 2.5 W/B SINGLE ROW RIGHT ANGLE PLUG ASSEMBLY			
ANGULAR TOL ± 3.0°						
4 PLACES	± 0.2	EC NO: 650566	PRODUCT CUSTOMER DRAWING			
3 PLACES	± 0.2	DRWN: RWATANABE01 2020/12/03				
2 PLACES	± 0.2	CHK'D: AIDA 2020/12/18	DOCUMENT NUMBER			
1 PLACE	± 0.2	APPR: SAKIYAMA 2020/12/18				
0 PLACES	± 0.2	INITIAL REVISION:	534260000-SD			
DRAFT WHERE APPLICABLE MUST REMAIN WITHIN DIMENSIONS						
THIRD ANGLE PROJECTION			DOC TYPE	DOC PART	REVISION	
DRAWING			PSD	000	B	
SERIES			SHEET NUMBER			
A2-SIZE			1 OF 2			
SERIES			GENERAL			
53426						

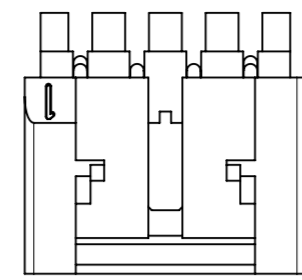
DOCUMENT STATUS	P1	RELEASE DATE	2020/12/18	05:35:08
-----------------	----	--------------	------------	----------



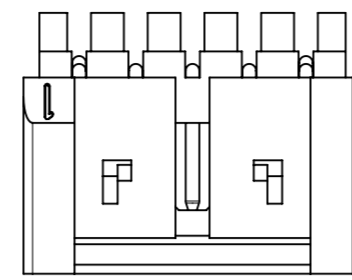
2CIRCUIT



3CIRCUIT

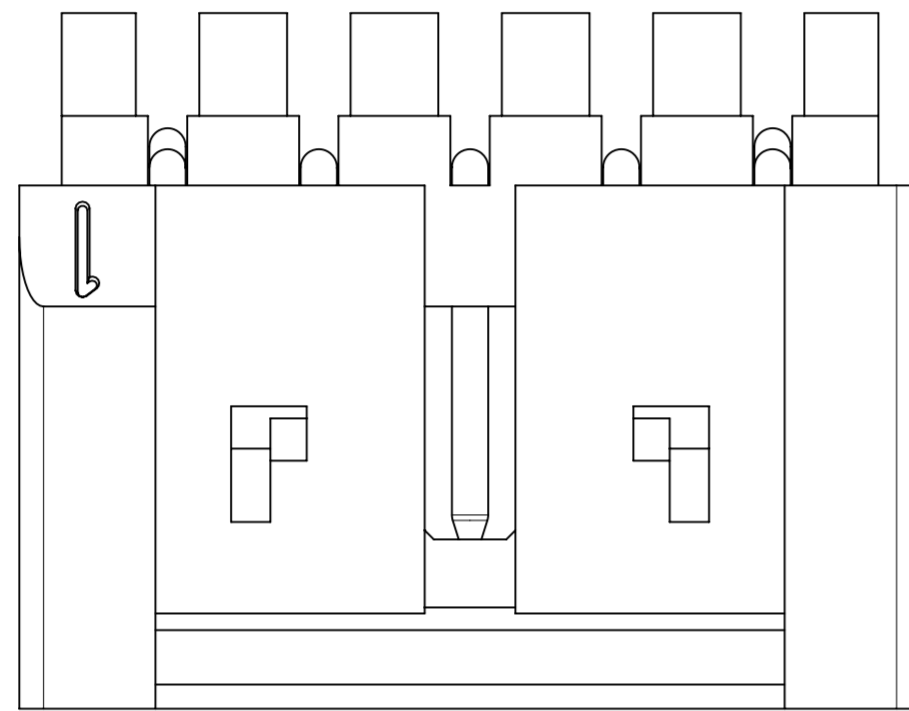


4CIRCUIT

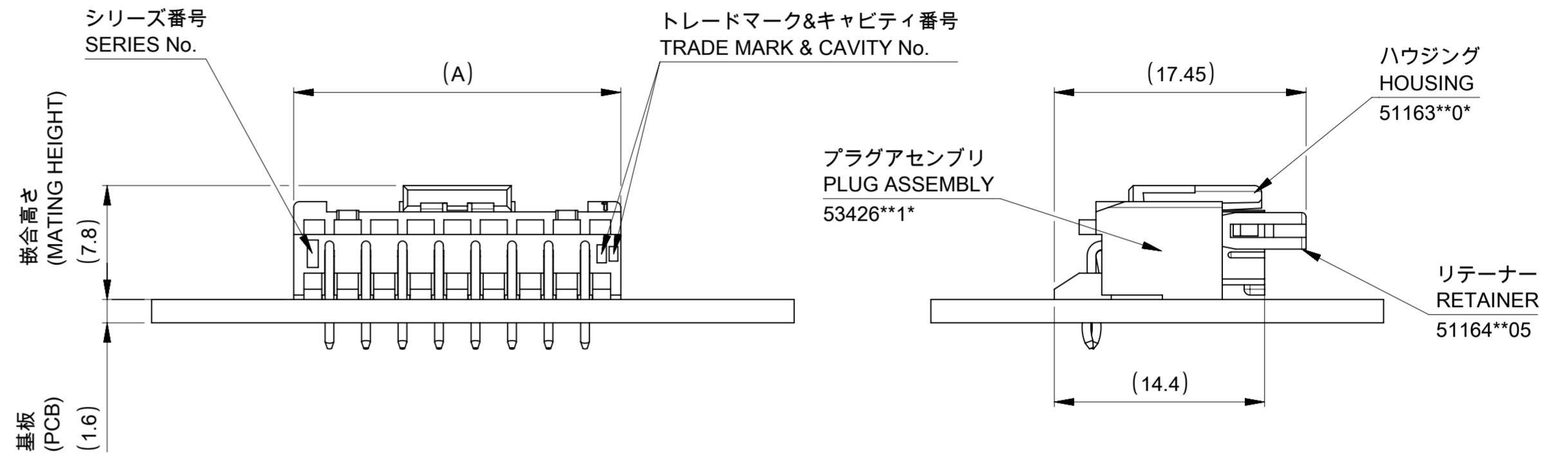


5~15CIRCUIT

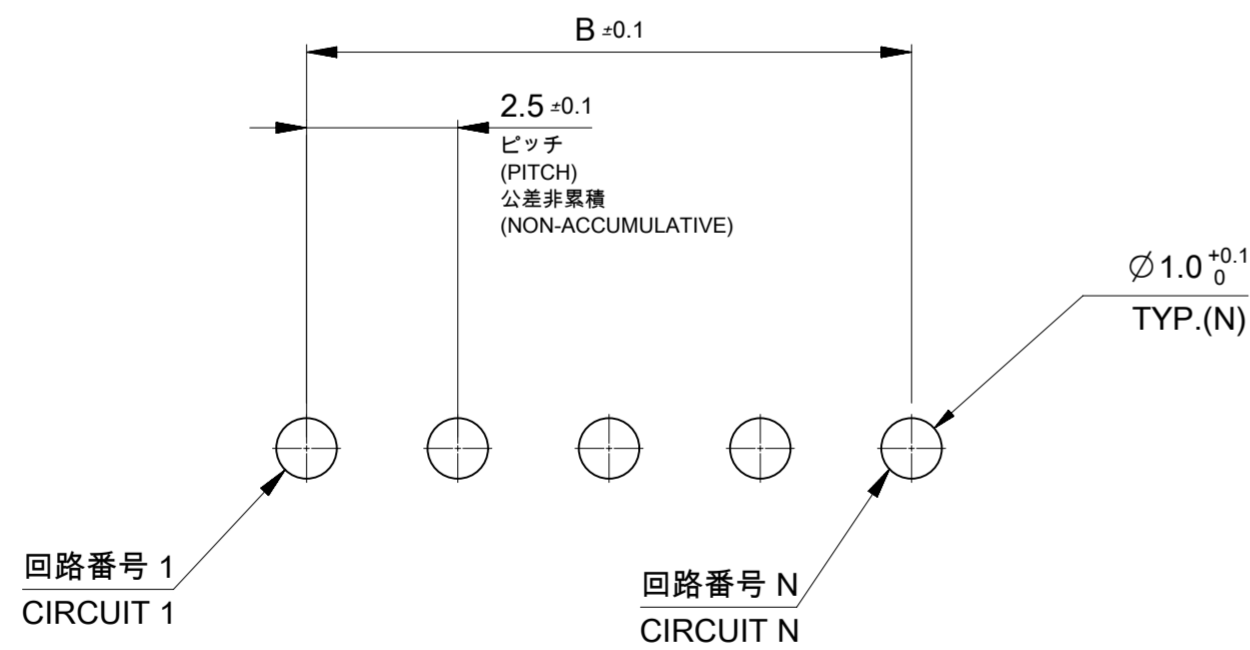
ロック形状図
LOCK CONFIGURATION



製品レイアウト
PRODUCT LAYOUT



嵌合図
MATED CONNECTORS



基板取付穴推奨寸法(マウント面)
RECOMMENDED PCB HOLE DIMENSION
(MOUNTING SIDE), (t=1.6)

THIS DRAWING CONTAINS INFORMATION THAT IS PROPRIETARY TO MOLEX ELECTRONIC TECHNOLOGIES, LLC AND SHOULD NOT BE USED WITHOUT WRITTEN PERMISSION									
DIMENSION UNITS	SCALE	CURRENT REV DESC:							
mm	NTS								
GENERAL TOLERANCES (UNLESS SPECIFIED)		EC NO: 650566			MINI-LOCK 2.5 W/B SINGLE ROW RIGHT ANGLE PLUG ASSEMBLY				
ANGULAR TOL	± 3.0°	DRWN: RWATANABE01 2020/12/03			PRODUCT CUSTOMER DRAWING				
4 PLACES	± 0.2	CHK'D: AIDA 2020/12/18			DOCUMENT NUMBER				
3 PLACES	± 0.2	APPR: SAKIYAMA 2020/12/18			534260000-SD				
2 PLACES	± 0.2	INITIAL REVISION:			DOC TYPE DOC PART REVISION				
1 PLACE	± 0.2	DRWN: RWATANABE01 2019/09/19			PSD 000 B				
0 PLACES	± 0.2	APPR: SAKIYAMA 2020/09/28			MATERIAL NUMBER CUSTOMER SHEET NUMBER				
DRAFT WHERE APPLICABLE MUST REMAIN WITHIN DIMENSIONS		THIRD ANGLE PROJECTION	DRAWING	SERIES	GENERAL		2 OF 2		
			A2-SIZE	53426					