



40-60W, 3 x 5" AC-DC Power Supplies

Features

- ◆ Low Cost
- ◆ Single and Multiple Outputs
- ◆ Wide Range AC Input
- ◆ Low profile
- ◆ Global Safety Agency Compliance
- ◆ Meets EN61000-4 (-2 to -6)
- ◆ Industry standard footprint



Key Market Segments & Applications



Specifications		SCS40	SCT4x	SCS60	SCD60	SCT6x
Output Power Convection	W		40		60	
Output Power Forced Air	W		55		-	
Main Output Adjustment	V		-5, +10% O/P 1 only		-5, +10%	
Line and Load Regulation	%		Output 1: ±2%, Output 2: ±5% (±7% on 24V models), Output 3: ±5%			
Hold Up Time (typical)	ms		20		20	
Size	(1) in		3 x 5 x 1"		3 x 5 x 1.34"	
AC Input	-		85-265 VAC, 47-63 Hz			
Efficiency	%		Typically 70% full load at nominal AC Line			
Inrush Current Limiting	A		36A typical @230VAC cold start			
Surge Immunity	-		EN61000-4 (-2 through -6) level 3			
EMI	-		FCC Class B, EN55022 B			
Cross Regulation	%		± 2% on output 1, ±5% on outputs 2 & 3 (multiple outputs only)			
Ripple and Noise	%		1% peak to peak			
Overcurrent Protection	-		Short circuit protection, automatic recovery			
Overvoltage Protection	-		Output 1 only, <135%			
Cooling	-		When specified with forced air cooling, flow is 300 LFM (1.5m/s)			
Operating Temp. Range	(2) -		0 to +70°C (Derate linearly to 50% load from 50-70°C)			
Storage Temperature	°C		-20 to +85°C			
Safety Agency Approval	-		UL60950-1, CSA60950-1, IEC/EN60950-1, CE Mark			
Warranty	yr		1 year			

(1) Height is specified as maximum component height

Note: See Installation Manual for full details, test methods of parameters and application notes

(2) -40°C startup, contact factory for details.

Last time buy date April 2019 (excludes SCT63)

Options							
	Model	O/P (V)	Min Load(A)	Convec. (A)	Forced Air(A)	Peak Load(A)**	
Single Output	SCS4024	V1 24.0	-	1.6	2.3	2.5	
	SCS4048	V1 48.0	-	0.9	1.2	1.3	
	SCS6012	V1 12.0	-	5.0	6.7	7.5	
	SCS6024	V1 24.0	-	2.5	3.3	3.8	
	SCS6028	V1 28.0	-	2.1	2.9	3.2	
	SCS6048	V1 48.0	-	1.3	1.7	1.9	
Dual Output	SCD601515	V1 15.0	0.2	2.2	2.9	-	
		V2 -15.0	0.2	1.8	2.4	-	
Triple Output	SCT42	V1 5.0	0.4	4.0	5.0	7.0	
		V2 12.0	0.2	2.0	2.5	4.0	
		V3 -12.0	-	0.5	0.7	1.0	
	SCT45	V1 5.0	0.4	4.0	5.0	7.0	
		V2 15.0	0.2	2.0	2.5	3.0	
		V3 -15.0	-	0.5	0.7	1.0	
	SCT48/R*	V1 5.0	0.4	4.0	5.0	6.0	
		V2 24.0	0.1	1.0	1.5	2.0	
		V3 -5.0	-	0.5	0.7	1.0	
	SCT62	V1 5.0	0.7	7.0	-	10.0	
		V2 12.0	0.3	3.0	-	6.0	
		V3 -12.0	-	0.7	-	1.5	
SCT63	V1 5.0	0.7	7.0	-	10.0		
	V2 15.0	0.3	2.8	-	4.0		
	V3 -15.0	-	0.7	-	1.5		
SCT65	V1 5.0	0.7	7.0	-	10.0		
	V2 24.0	0.1	1.5	-	3.0		
	V3 12.0	-	0.7	-	1.5		

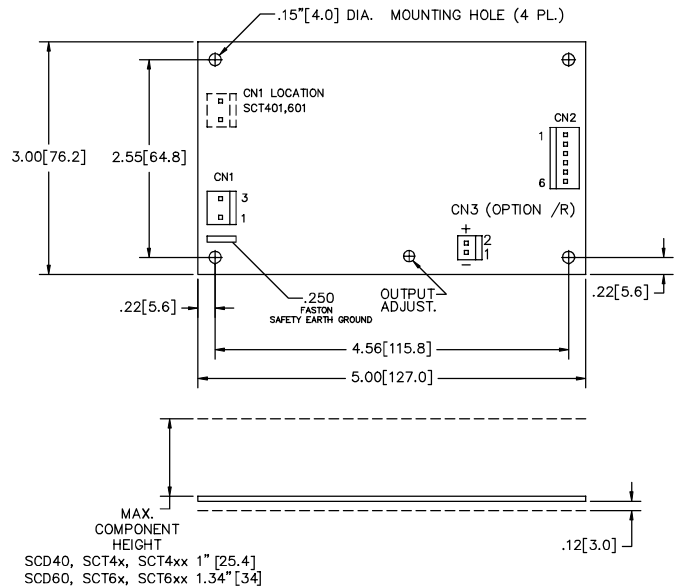
Model Selector Notes:

* /R = Remote Sense. Leave unconnected when not used.

** <30s, 10% duty cycle, average power must not exceed maximum ratings.

Other AC-DC Products	
ZP	20 to 60W 2" x 4", 1-3 outputs
NV175	175W 3" x 5", 1-5 outputs
ZWS	5 to 240W single output, universal input
VS, VSC, VSP	10 to 150W single output, 115VAC input
SCS120PW	120W 3" x 5" single output
CSS150	150W 3" x 5" single output

Outline Drawing



NOTES:

1. DIMENSIONS SHOWN IN INCH [mm]

2. TOLERANCE .02 [0.5] MAXIMUM

3. MATING CONNECTORS:

CN1	MOLEX	09-50-8031
CN2	MOLEX	09-50-8061
CN2	MOLEX	09-50-8071 (SCT401/601)
CN1, 2 PINS	MOLEX	08-52-0113
CN3	MOLEX	22-01-3027
CN3 PINS	MOLEX	08-50-0114

For Additional Information, please visit
us.tdk-lambda.com/lp/products/sc-series.htm



Last time buy date April 2019 (excludes SCT63)