

Surge protection device - RF-TRAB-A1 - 2782575


Please be informed that the data shown in this PDF Document is generated from our Online Catalog. Please find the complete data in the user's documentation. Our General Terms of Use for Downloads are valid (<http://phoenixcontact.com/download>)



Screw-on module with surge protection, for coaxial signal interfaces with floating shield, transmission power 200 W, connection: UHF connector



Key commercial data

Packing unit	1 pc
GTIN	 4 017918 069629
Weight per Piece (excluding packing)	109.64 GRM
Custom tariff number	85363010
Country of origin	Germany

Technical data

Ambient conditions

Ambient temperature (operation)	-40 °C ... 80 °C
Degree of protection	IP20

General

Housing material	Aluminum
Color	black
Mounting type	Connection-specific intermediate plugging
Type	Attachment plug
Direction of action	Line-Shield/Earth Ground

Protective circuit

IEC test classification	C2
	C3
	D1

Surge protection device - RF-TRAB-A1 - 2782575

Technical data

Protective circuit

Maximum continuous operating voltage U_C	130 V AC
Maximum continuous voltage U_C (wire-ground)	130 V AC
Residual current I_{PE}	$\leq 2 \mu A$
Nominal discharge current I_n (8/20) μs (Core-Earth)	5 kA
Nominal discharge current I_n (8/20) μs (Core-Shield)	5 kA
Total surge current (8/20) μs	10 kA
Output voltage limitation at 1 kV/ μs (Core-Earth) spike	$\leq 450 V$
Output voltage limitation at 1 kV/ μs (Core-Shield) spike	$\leq 650 V$
Output voltage limitation at 1 kV/ μs (Core-Earth) static	$\leq 450 V$
Output voltage limitation at 1 kV/ μs (Core-Shield) static	$\leq 650 V$
Voltage protection level U_P (Core-Earth)	$\leq 450 V$
Voltage protection level U_P (Core-Shield)	$\leq 650 V$
Response time t_A (Core-Earth)	$\leq 100 ns$
Response time t_A (Core-GND)	$\leq 100 ns$
Input attenuation aE , asym.	0.3 dB ($\leq 150 MHz$)
Cut-off frequency f_g (3 dB), asym. (shield) in 50 Ohm system	typ. 550 MHz
Standing wave ratio SWR in a 50 Ω system	≤ 1.2 ($\leq 80 MHz$)
Permissible HF power P_{max} at VSWR = xx (50 ohm system)	300 W (VSWR = 1.1)
	80 W (VSWR = ∞)
Surge carrying capacity in acc. with IEC 61643-21 (Core-Earth)	C2 - 10 kV / 5 kA
	D1 - 2,5 kA

Connection data

Connection method	UHF connector
-------------------	---------------

Connection, equipotential bonding

Connection method	PVC litz wire
-------------------	---------------

Standards and Regulations

Standards/regulations	IEC 61643-21
-----------------------	--------------

Classifications

eCl@ss

eCl@ss 4.0	27140201
eCl@ss 4.1	27130801
eCl@ss 5.0	27130801
eCl@ss 5.1	27130801

Surge protection device - RF-TRAB-A1 - 2782575

Classifications

eCl@ss

eCl@ss 6.0	27130807
eCl@ss 7.0	27130807

ETIM

ETIM 2.0	EC000943
ETIM 3.0	EC000943
ETIM 4.0	EC000943
ETIM 5.0	EC000943

UNSPSC

UNSPSC 6.01	30212010
UNSPSC 7.0901	39121610
UNSPSC 11	39121610
UNSPSC 12.01	39121610
UNSPSC 13.2	39121620

Approvals

Approvals


Approvals

CSA / GOST

Ex Approvals

Approvals submitted

Approval details

CSA 	
Nominal voltage UN	130 V

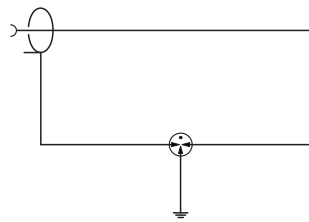
Surge protection device - RF-TRAB-A1 - 2782575

Approvals



Drawings

Circuit diagram



Surge protection device - RF-TRAB-A1 - 2782575

Diagram

