

6

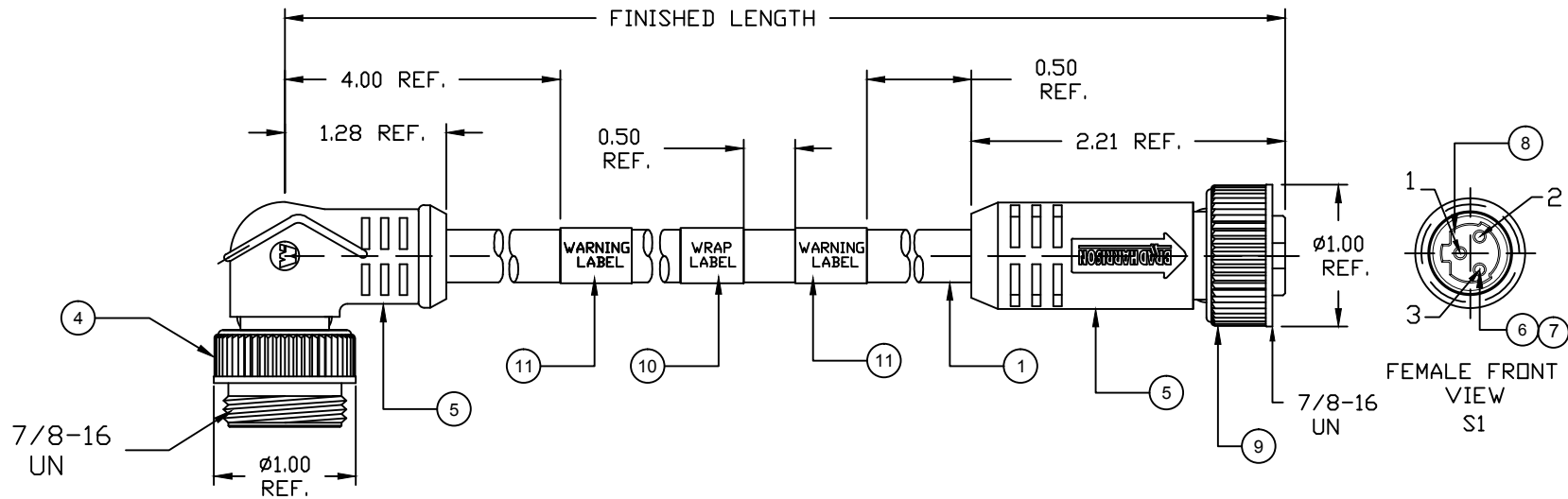
5

4

3

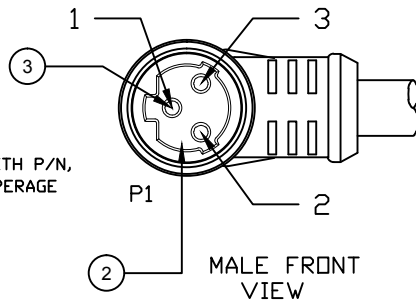
2

1

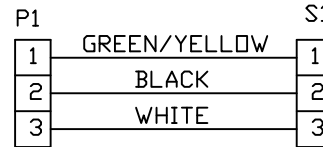


NOTES:

- 1) MATERIAL: SEE TABLE
- 2) FINISHES: SEE TABLE
- 3) WRAP LABEL IS MARKED WITH P/N, DATE CODE, VOLTAGE & AMPERAGE
- 4) ELECTRICAL DATA:
POLES: 3
MAX. VOLTAGE: 600V
MAX. CURRENT 15A
PROTECTION IP67
TEMPERATURE RANGE: -20°C TO 90°C
- 5) PACKAGING:
ASSEMBLIES ARE BAGGED SEPERATELY
IN POLY BAGS WITH BAR CODE LABEL
ATTACHED TO OUTSIDE
BAGG.
- 6) ASSEMBLY IS RoHS COMPLIANT
- 7) CERTIFICATION:
UL2237 PENDING



WIRING DIAGRAM



PART NUMBER MATRIX

113132K13M005

CABLE 16/3C
AWG YELLOW
TPE FLX

CABLE LENGTH

M005 = 0.5 METER
M010 = 1 METER
M100 = 10 METER

11	WARNING LABEL	VINYL	MULTI COLOR
10	WRAP LABEL	VINYL	YELLOW
9	FEMALE COUPLING NUT	ZINC DIE-CAST	BLACK E-COAT
8	3P FEMALE INSERT	PVC	BLACK
7	SOCKET SLEEVE	STAINLESS STEEL	
6	SOCKET CONTACT	BRASS	GOLD PLATED
5	OVER MOLD	PVC	BLACK
4	MALE COUPLING NUT	ZINC DIE-CAST	BLACK E-COAT
3	3P MALE INSERT	PVC	BLACK
2	PIN CONTACT	BRASS	GOLD PLATED
1	16/3C AWG	TPE FLX JACKET	YELLOW
ITEM	DESCRIPTION	MATERIAL	FINISH

INITIAL RELEASE

EC NO: IPG2016-1741

DRWN: TWOLDEGE 2016/09/27

CHKD: RSTONE

APPR: BWOODMAN 2016/12/01

REVISION

DESCRIPTION

QUALITY SYMBOLS

▽=0
▽C=0

GENERAL TOLERANCES
(UNLESS SPECIFIED)

	mm	INCH
4 PLACES	±---	±---
3 PLACES	±---	±.005
2 PLACES	±.13	±0.010
1 PLACE	±.25	±0.020

ANGULAR ±.5°

DRAFT WHERE APPLICABLE
MUST REMAIN
WITHIN DIMENSIONSDIMENSION STYLE
INCH ONLY

DRAWN BY DATE

TWOLEDGE 2016/06/29

CHECKED BY DATE

RSTONE ---

APPROVED BY DATE

BWOODMAN 2016/12/01

MATERIAL NO.

SIZE

A

SCALE
NTSDESIGN UNITS
INCHTHIRD ANGLE
PROJECTION

TITLE

MINI CHANGE BRAD POWER
3POLE MALE/FEMALE TRIKEY
16/3C AWG YELLOW TPE FLX

MOLEX

MOLEX INCORPORATED

DOCUMENT NO.

SD-130062-039

SHEET NO.

1 OF 1

THIS DRAWING CONTAINS INFORMATION THAT IS PROPRIETARY TO MOLEX
INCORPORATED AND SHOULD NOT BE USED WITHOUT WRITTEN PERMISSION

6

5

4

3

2

1