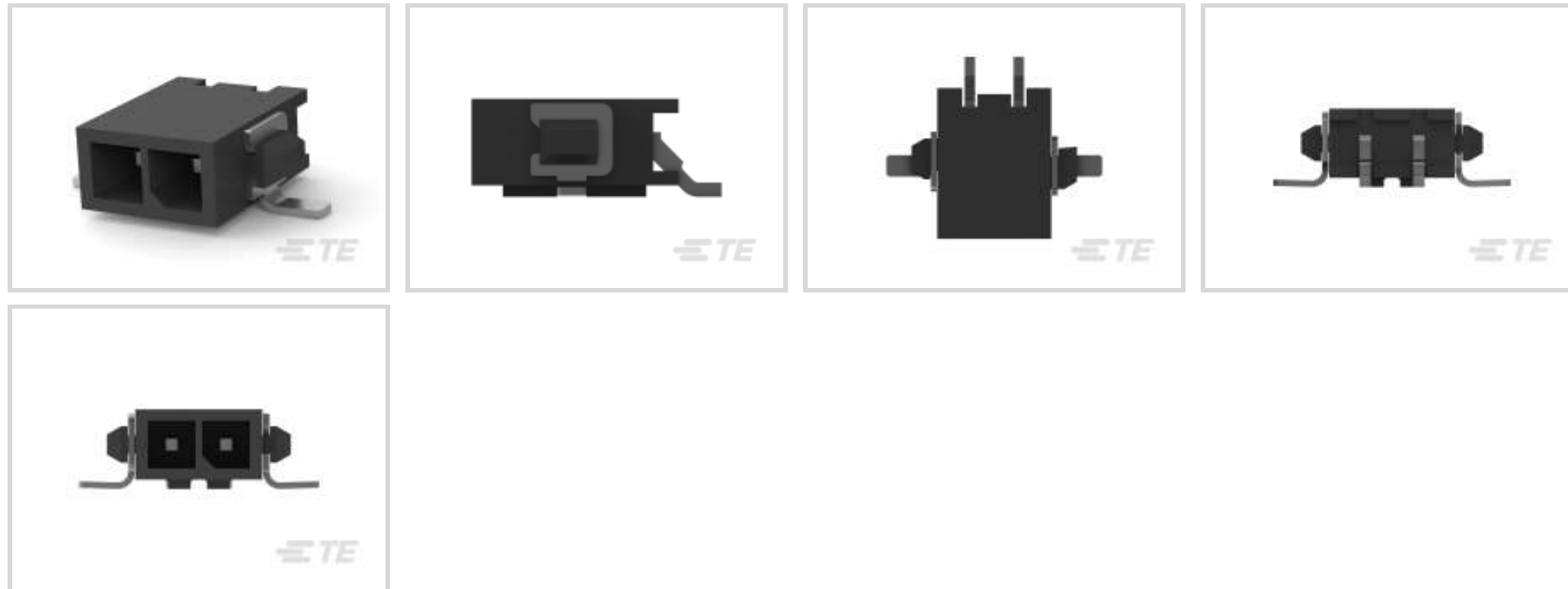




Connectors > Power Connectors > Rectangular Power > Rectangular Power Connectors



Rectangular Power Connector Type: **Header**

Connector & Housing Type: **Plug**

Connector System: **Wire-to-Board**

Number of Positions: **2**

Centerline (Pitch): **3 mm [.118 in]**

Features

Product Type Features

Header Type	Fully Shrouded
Rectangular Power Connector Type	Header
Connector & Housing Type	Plug
Connector System	Wire-to-Board
Sealable	No
Connector & Contact Terminates To	Printed Circuit Board

Configuration Features

Number of Positions	2
PCB Mount Orientation	Right Angle
Number of Power Positions	2
Number of Signal Positions	0
Number of Rows	1

Electrical Characteristics

Operating Voltage	250 VDC
-------------------	---------



Contact Features

Multiple Contact Types	Without
PCB Contact Termination Area Plating Material Thickness	2.54 μm [100 μin]
Contact Layout	Inline
Contact Mating Area Plating Material	Tin
Contact Current Rating (Max)	5 A
Contact Retention Within Housing	Without
Contact Type	Pin
PCB Contact Termination Area Plating Material	Tin
Contact Mating Area Plating Material Thickness	2.54 μm [100 μin]

Termination Features

Termination Post & Tail Length	1.4 mm[.055 in]
Termination Method to Printed Circuit Board	Surface Mount

Mechanical Attachment

Strain Relief	Without
Mating Alignment Type	Polarization
Mating Retention	With
Mating Alignment	With
Panel Mount Feature	Without
PCB Mount Retention	With
PCB Mount Retention Type	Hold-Down Post
Mating Retention Type	Locking Tab
Connector Mounting Type	Board Mount

Housing Features

Centerline (Pitch)	3 mm[.118 in]
Housing Color	Black
Housing Material	High Temperature Nylon

Dimensions

PCB Thickness (Recommended)	.06 mm[1.57 in]
-----------------------------	-----------------

Usage Conditions

Operating Temperature Range	-40 – 105 $^{\circ}\text{C}$ [-40 – 221 $^{\circ}\text{F}$]
-----------------------------	--

Operation/Application



Circuit Application	Power
---------------------	-------

Industry Standards

CSA Rating	Certified, LR 7189
Glow Wire Material Rating	Material with GWFI 850°C, Material with GWIT ≥ 775°C
UL Rating	Recognized
Agency/Standard	CNR, USR
Approved Standards	UL E28476
UL Flammability Rating	UL 94V-0
Glow Wire Rating	GWT 750°C (Without Flame)

Packaging Features

Packaging Quantity	215
Packaging Method	Box & Tray, Tray

Product Compliance

[For compliance documentation, visit the product page on TE.com>](#)

EU RoHS Directive 2011/65/EU	Compliant
EU ELV Directive 2000/53/EC	Compliant
China RoHS 2 Directive MIIT Order No 32, 2016	No Restricted Materials Above Threshold
EU REACH Regulation (EC) No. 1907/2006	Current ECHA Candidate List: JUNE 2023 (235) Candidate List Declared Against: JUNE 2023 (235) Does not contain REACH SVHC
Halogen Content	Low Halogen - Br, Cl, F, I < 900 ppm per homogenous material. Also BFR/CFR/PVC Free
Solder Process Capability	Reflow solder capable to 260°C

Product Compliance Disclaimer

This information is provided based on reasonable inquiry of our suppliers and represents our current actual knowledge based on the information they provided. This information is subject to change. The part numbers that TE has identified as EU RoHS compliant have a maximum concentration of 0.1% by weight in homogenous materials for lead, hexavalent chromium, mercury, PBB, PBDE, DBP, BBP, DEHP, DIBP, and 0.01% for cadmium, or qualify for an exemption to these limits as defined in the Annexes of Directive 2011/65/EU (RoHS2). Finished electrical and electronic equipment products will be CE marked as required by Directive 2011/65/EU. Components may not be CE marked. Additionally, the part numbers that TE has identified as EU ELV compliant have a maximum concentration of 0.1% by weight in homogenous materials for lead, hexavalent chromium, and mercury, and 0.01% for cadmium, or qualify for an exemption to these limits as defined in the Annexes of Directive 2000/53/EC (ELV). Regarding the REACH Regulation, the information TE provides

on SVHC in articles for this part number is based on the latest European Chemicals Agency (ECHA) 'Guidance on requirements for substances in articles' posted at this URL: <https://echa.europa.eu/guidance-documents/guidance-on-reach>

Compatible Parts



TE Part # 2029030-4
4P MICRO MNL HDR ASSY SR SIDE L



TE Part # 1445022-2
MICRO MNL RECEPT HSG SINGLE R



TE Part # 2-1445057-4
MICRO MNL HDR ASSY SINGLE ROW



TE Part # 2-1445057-3
MICRO MNL HDR ASSY SINGLE ROW



TE Part # 2008571-2
2 POS MICRO MNL, TOP LATCH, BL



TE Part # 2-1445057-6
MICRO MNL HDR ASSY SINGLE ROW



TE Part # 2-1445057-5
MICRO MNL HDR ASSY SINGLE ROW



TE Part # 2029030-3
3P MICRO MNL HDR ASSY SR SIDE L



TE Part # 2029047-2
2P MICRO MNL RCPT HSG SR SIDE



TE Part # 2029102-2
2P MICRO MNL RCPT SR SIDE WHT



TE Part # 2029104-2
2P MICRO MNL HDR ASSY SR SIDE N



TE Part # 2029104-4
4P MICRO MNL HDR ASSY SR SIDE N



TE Part # 2-1445056-2
MICRO MNL HDR ASSY SINGLE ROW



TE Part # 2008570-2
2 POS MICRO MNL, SIDE LATCH, B



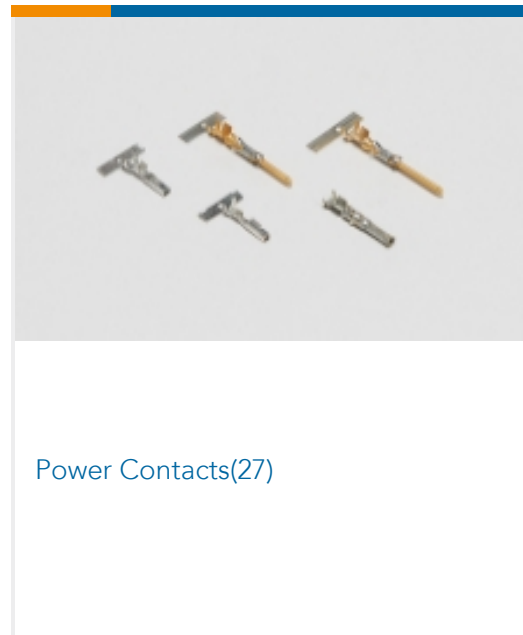
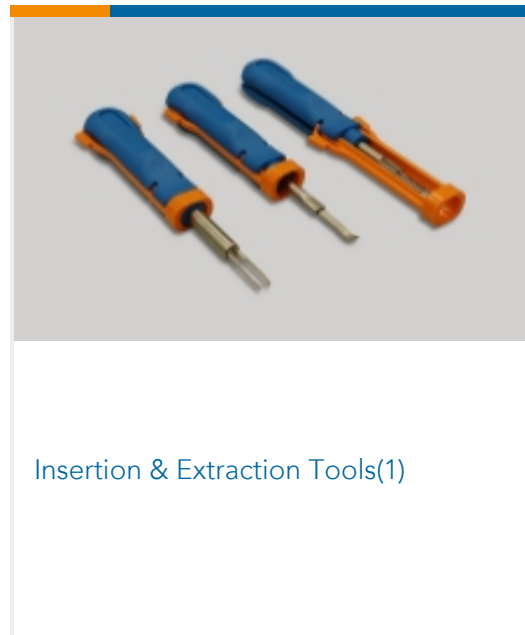
TE Part # 2029104-3
3P MICRO MNL HDR ASSY SR SIDE N



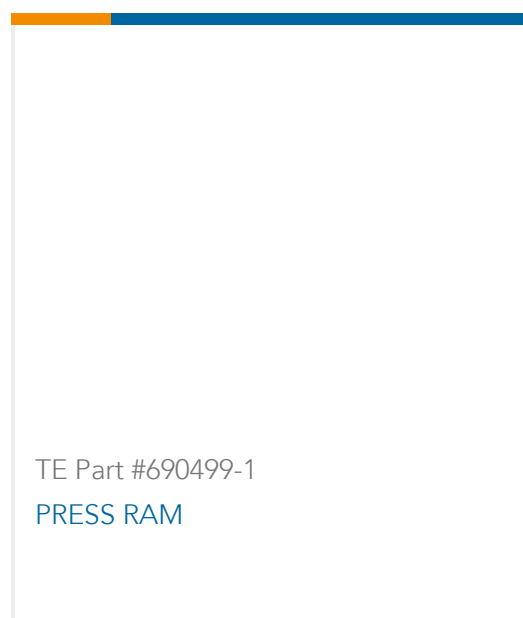

TE Part # 2-1445056-3
MICRO MNL HDR ASSY SINGLE ROW



Also in the Series | Micro MATE-N-LOK



Customers Also Bought



Documents

Product Drawings

[2P MICRO MNL HDR ASY SR SIDE L](#)

English

CAD Files

[Customer View Model](#)

[ENG_CVM_CVM_2029030-2_B.2d_dxf.zip](#)



English

[3D PDF](#)

3D

Customer View Model

[ENG_CVM_CVM_2029030-2_B.3d_igs.zip](#)

English

Customer View Model

[ENG_CVM_CVM_2029030-2_B.3d_stp.zip](#)

English

By downloading the CAD file I accept and agree to the [Terms and Conditions](#) of use.

Datasheets & Catalog Pages

[SOFT_SHELL_PIN_AND_SOCKET_CONNECTORS_CATALOG](#)

English

[MICRO MATE-N-LOK CONNECTOR SYSTEM](#)

English

Product Specifications

[Application Specification](#)

English

Product Environmental Compliance

[MD_2029030-2_11132015116_dmtec](#)

English

[MD_2029030-2_11132015116_dmtec](#)

English

Agency Approvals

[Agency Approval Document](#)

English