


CDSH6-16-HF

RoHS Device
Halogen Free



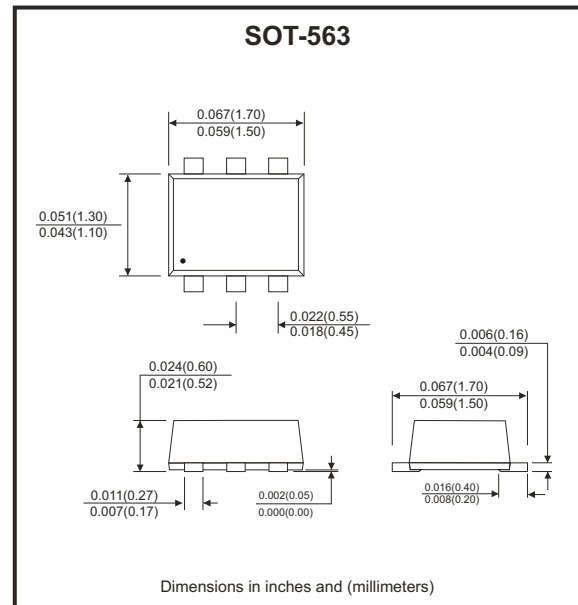
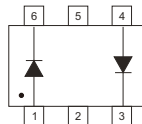
Features

- Fast switching speed.
- For general purpose switching applications.
- High conductance.

Mechanical data

- Case: SOT-563, Molded Plastic
- Terminals: Solderable per MIL-STD-202, Method 208

Circuit Diagram



Maximum Ratings (at TA=25°C unless otherwise noted)

Parameter	Symbol	Limit	Unit
Non-repetitive peak reverse voltage	V_{RM}	100	V
Peak repetitive peak reverse voltage	V_{RRM}	75	V
Working peak reverse voltage	V_{RWM}		
DC blocking voltage	V_R		
RMS reverse voltage	$V_{R(RMS)}$	53	V
Forward continuous current	I_{FM}	300	mA
Average rectified output current	I_o	200	mA
Non-repetitive peak forward surge current @t=8.3ms	I_{FSM}	2.0	A
Power dissipation	P_D	150	mW
Thermal resistance, junction to ambient	$R_{\theta JA}$	833	°C/W
Junction temperature	T_J	150	°C
Storage temperature range	T_{STG}	-55 to +150	°C

Electrical Characteristics (at TA=25°C unless otherwise noted)

Parameter	Conditions	Symbol	Min	Max	Unit
Reverse breakdown voltage	$I_R=100\mu A$	V_{BR}	75		V
Reverse current	$V_R=75V$	I_R		1	μA
	$V_R=20V$			25	nA
Forward voltage	$I_F=1mA$	V_F		0.715	V
	$I_F=10mA$			0.855	
	$I_F=50mA$			1	
	$I_F=150mA$			1.25	
Capacitance between terminals	$V_R=0V, f=1MHz$	C_T		2	pF
Reverse recovery time	$I_F=I_R=10mA, I_{rr}=0.1 \times I_R, R_L=100\Omega$	t_{rr}		4	nS

Rating and Characteristic Curves (CDSH6-16-HF)

Fig.1 - Power Derating Curve

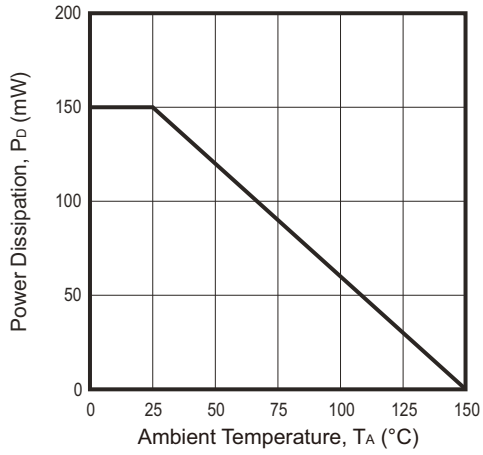


Fig.2 - Forward Characteristics

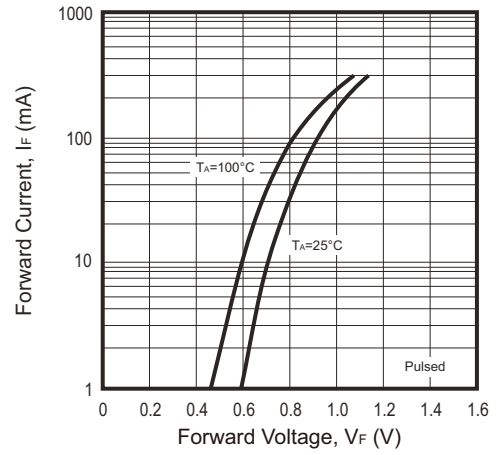


Fig.3 - Capacitance Characteristics

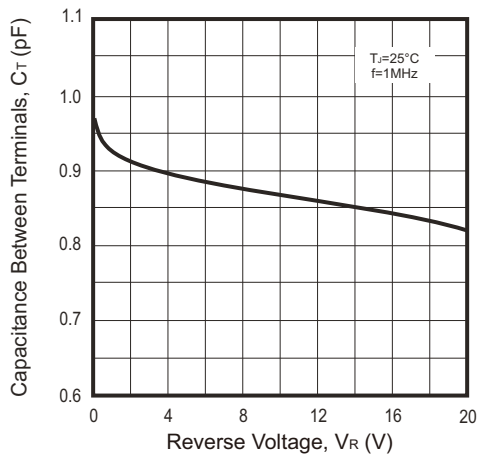
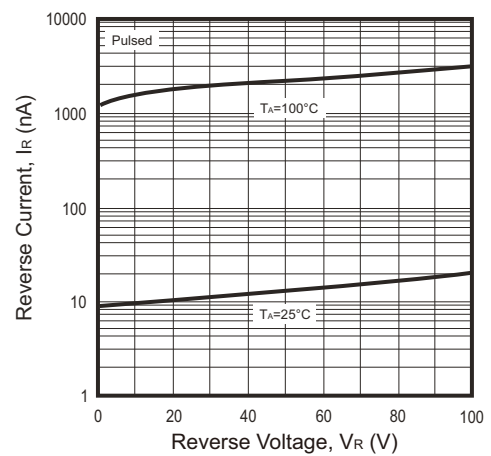
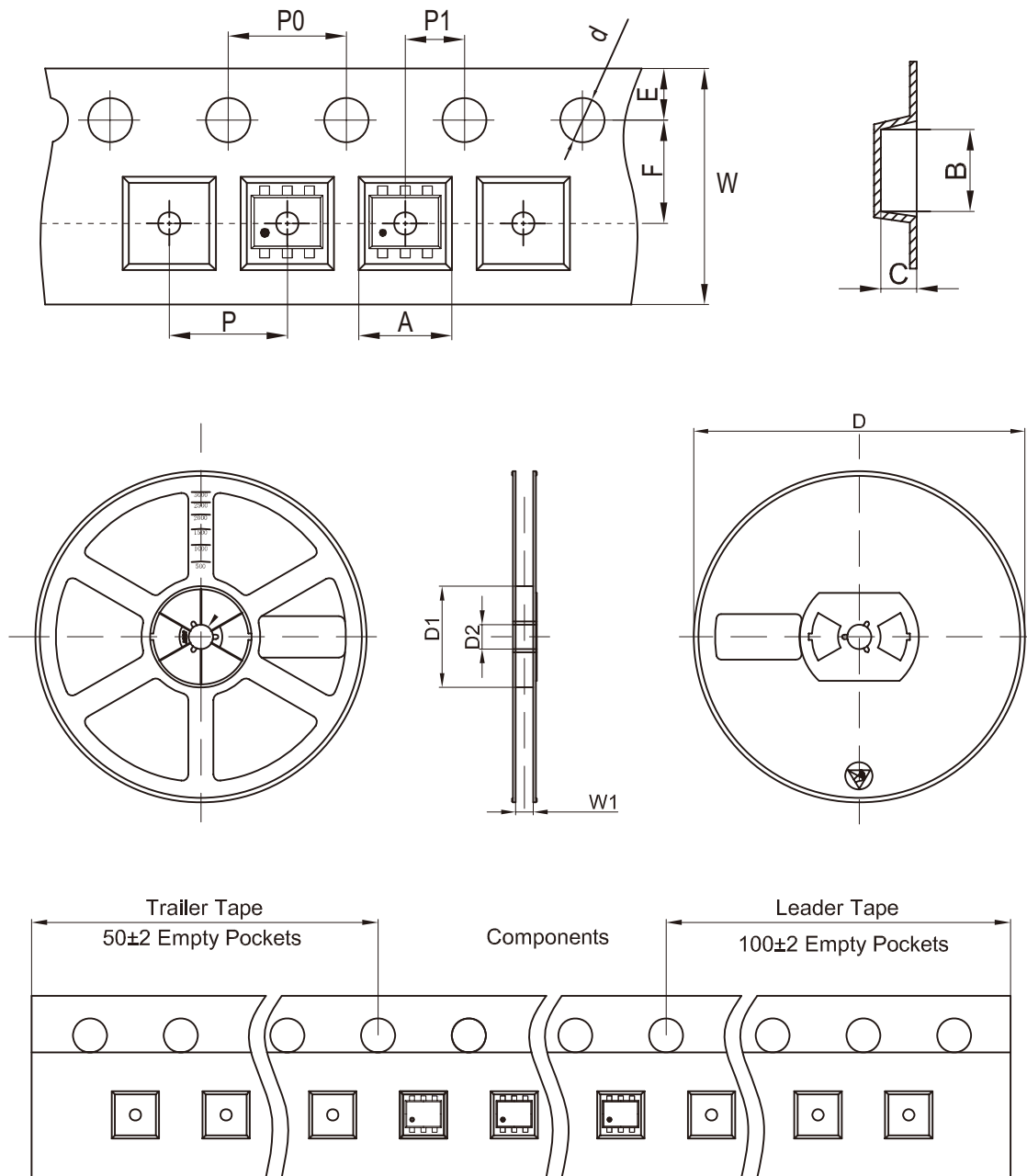


Fig.4 - Reverse Characteristics



Reel Taping Specification



SOT-563	SYMBOL	A	B	C	d	D	D1	D2
	(mm)	1.78 ± 0.10	1.78 ± 0.10	0.69 ± 0.10	1.50 ± 0.10	178 ± 2.0	54.40 ± 1.0	13.00 ± 1.0
	(inch)	0.070 ± 0.004	0.070 ± 0.004	0.027 ± 0.004	0.059 ± 0.004	7.008 ± 0.079	2.142 ± 0.039	0.512 ± 0.039

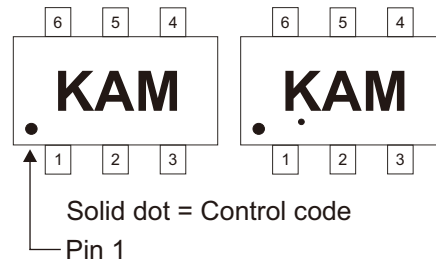
SOT-563	SYMBOL	E	F	P	P0	P1	W	W1
	(mm)	1.75 ± 0.10	3.50 ± 0.10	4.00 ± 0.10	4.00 ± 0.10	2.00 ± 0.10	8.00 ± 0.10	9.50 ± 1.00
	(inch)	0.069 ± 0.004	0.138 ± 0.004	0.158 ± 0.004	0.158 ± 0.004	0.079 ± 0.004	0.315 ± 0.004	0.374 ± 0.039

Company reserves the right to improve product design, functions and reliability without notice.

REV:B

Marking Code

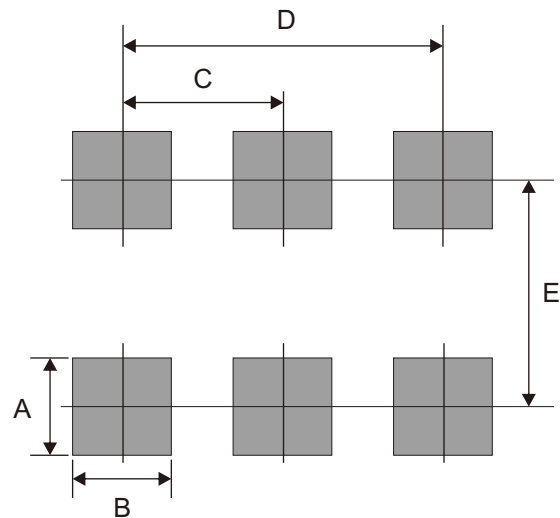
Part Number	Marking Code
CDSH6-16-HF	KAM



Suggested P.C.B. PAD Layout

SIZE	SOT-563	
	(mm)	(inch)
A	0.50	0.020
B	0.30	0.012
C	0.50	0.020
D	1.00	0.039
E	1.40	0.055

Note: 1. The pad layout is for reference purposes only.



Standard Packaging

Case Type	REEL PACK	
	REEL (pcs)	Reel Size (inch)
SOT-563	3,000	7