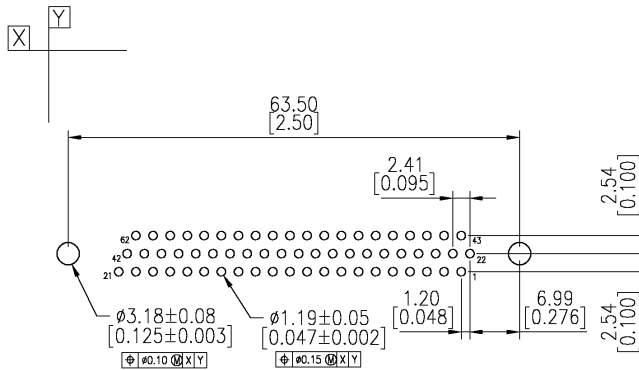
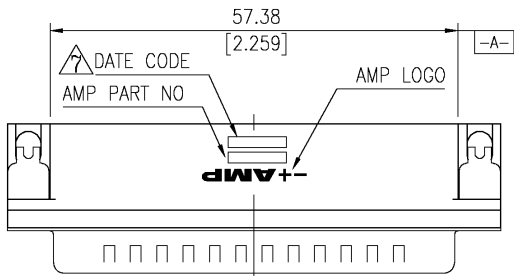
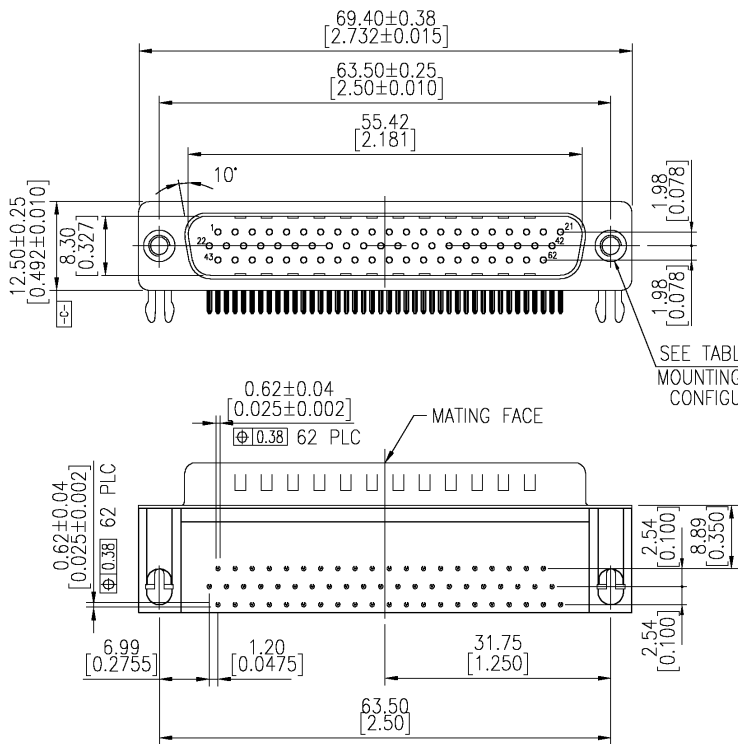


THIS DRAWING IS UNPUBLISHED. RELEASED FOR PUBLICATION
 © COPYRIGHT BY TYCO ELECTRONICS CORPORATION. ALL RIGHTS RESERVED.

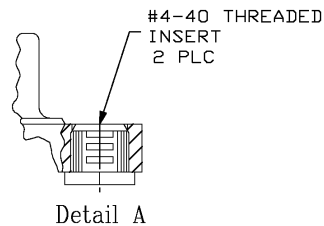
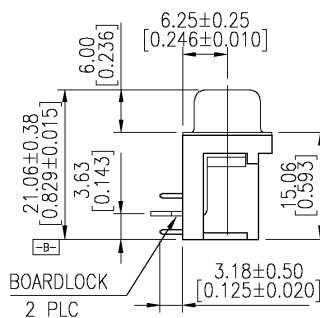
LOC	DIST	REVISIONS					
		P	CLR	DESCRIPTION	DATE	DWN	APVD
GP	00	L		REVISED PER EC OS13-0175-03	05JUN03	JG	CC



RECOMMENDED PCB LAYOUT



SEE TABLE FOR MOUNTING FLANGE CONFIGURATION



MATERIAL:

- Housing: PBT, 30% G.F polyester, Black. (UL 94V-0 Rated)
 - Contact: Phos. Bronze.
 - Contact Plated: Gold Plated over 50u" Nickel underplated.
 - Solder Tail: Tin/Lead Plated 120u" over 50u" Nickel underplated.
 - Shell: Steel, Nickel Plated.
 - Boardlock: Brass, Tin Plated 100u"
- Four digit date code in this format.
- Year 01 45 Manufacturing Week
- Solder Tail: Tin Plated 120u" over 50u" Nickel underplated.

Tray	Detail A	8	30 μ"	6-749639-7
Tray	Detail A	4	Gold flash	749639-3
Tray	Detail A	4	15 μ"	749639-2
Tray	Detail A	4	30 μ"	749639-1
Packaging	Mounting Flange		Contact Finish	AMP Part NO

DIMENSIONS:		TOLERANCES UNLESS OTHERWISE SPECIFIED:		PRODUCT SPEC		APPLICATION SPEC		RESTRICTED TO	
MM		0 PLC	± -	APVD	NAME	SIZE	CAGE CODE	DRAWING NO	REV
		1 PLC	± 0.30			A2	00779	749639	
		2 PLC	± 0.20						
		3 PLC	± 0.10						
		4 PLC	± - Z'						
		ANGLES	± - Z'						
MATERIAL	FINISH			WEIGHT					