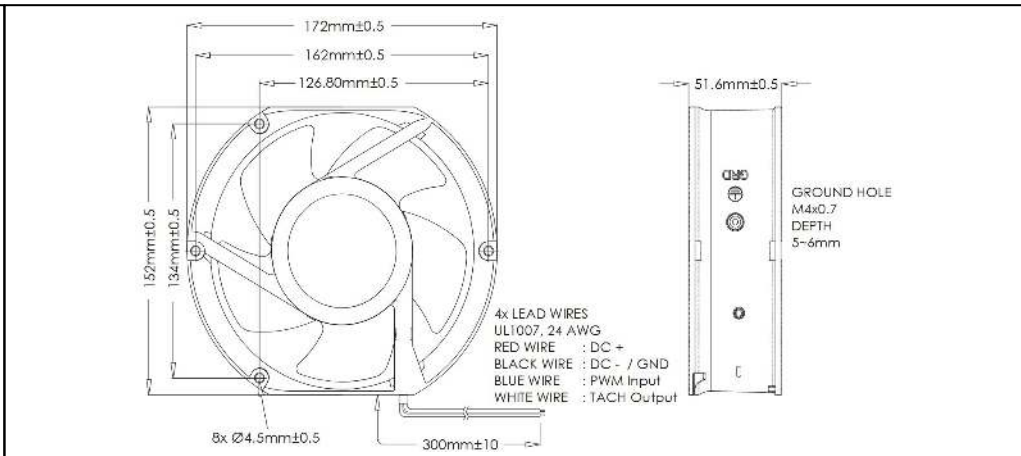


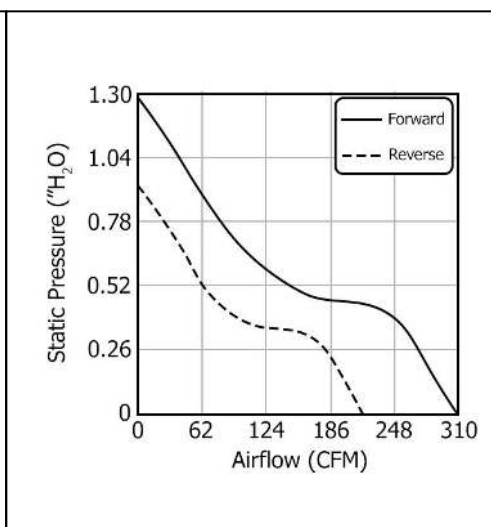
OD172SAP - Reversible Flow



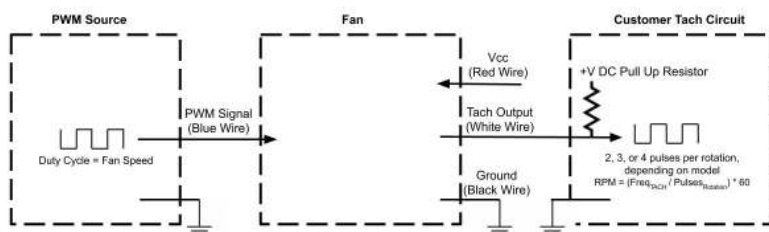
DC Fan, 12, 24, 48V
172x152x51mm (6.7"x5.9"x2.0")



Frame	Die Cast Aluminum, Black finish	Operating Temperature -15°C ~ +65°C Storage Temperature -25°C ~ +80°C Life Expectancy 70,000 hours (L10 at 40°C) Installed Options PWM Speed Control Tachometer Output Weight: 1.54 lbs
Impeller	PBT, UL94 V-0 plastic	
Connection	4x Lead wires, 24 AWG	
Motor	Brushless DC, Auto Restart, Polarity Protected, Electronically Protected	
Bearing System	Dual Ball Bearings	
Dielectric Strength	500 VAC/min, <1mA	
Insulation Resistance	10M ohm between leadwires and frame (500 VDC)	



Part Number	Rated Voltage	Input Power	Rated Current Forward/Reverse	Rated Speed (RPM)	Airflow (CFM) Forward/Reverse	Noise Level (dB)	Max. Static Pressure ("H ₂ O) Forward / Reverse
OD172SAP-12HHB10AZ	12 VDC	24 W	1.94 A	3950	310 / 218	60	1.28 / 0.9
OD172SAP-24HHB10AZ	24 VDC	24 W	0.97 A	3950	310 / 218	60	1.28 / 0.9
OD172SAP-48HHB10AZ	48 VDC	24 W	0.49 A	3950	310 / 218	60	1.28 / 0.9



Tach Max Pullup Voltage: Fan Model +Vcc
 Tach Max Current: 5mA
 Tach Low Voltage: ≤0.5 V
 Tach Pulses per rotation: 2
 PWM Input Voltage Max: ≤5V
 PWM Input Max Sink Current: 5mA
 PWM Frequency Range: 18KHz-30KHz
 PWM Typical Frequency: 25KHz
 RPM will be full speed if PWM input is disconnected.

Air flow Direction	Toward Label (FWD)	Toward Label (FWD)	Toward Label (FWD)	Toward Label (FWD)	Toward Label (FWD)	Stopped	Reverse	Reverse	Reverse	Reverse	Reverse
PWM Duty Cycle	0%	10%	20%	30%	40%	46-55%	60%	70%	80%	90%	100%
Speed (RPM) ±10%	3900	3900	2860	1740	630	0	500	1750	2800	3925	4000