USED ON —

PART NUMBER	REV	FIRST USED	TERMINATOR	FEED TYPE	DESCRIPTION
1426568 – 1	B	–	LEADMAKER	MECH POST FEED	CUTS CARRIER
1426568 – 2	B	–	BENCH	MECH PRE FEED	CUTS CARRIER
1426568 – 6	B	–	LEADMAKER	MECH POST FEED	CONTINUOUS CARRIER
7 – 1426568 – 1	B	–	LEADMAKER	MECH POST FEED	–1 AND SPARE PARTS
7 – 1426568 – 2	B	–	BENCH	MECH PRE FEED	–2 AND SPARE PARTS
7 – 1426568 – 6	B	–	LEADMAKER	MECH POST FEED	–6 AND SPARE PARTS
7 – 1426568 – 7	A	–	–	–	SPARE PARTS KIT

DWG NO 1426568

DIMENSIONING AND TOLERANCING PER ASME Y14.5M (ISO STANDARDS). THIS DRAWING IS A CONTROLLED DOCUMENT.

CRIMP DATA AMP TERMINAL AMP CRIMP SPECS

TERMINAL NAME: SUPER SEAL CONNECTOR RECEPTACLE

CRIMP	SIZE	TYPE	RANGE
WIRE	1.85 [.073 IN]	F	0.75mm² – 1.25mm²
INSUL	2.10 [.083 IN]	0	1.60–2.20 [.063–.087 IN]

WIRE STRIP LENGTH 3.50–4.50 [.138–.177 IN]

APPL INSTRUCTION 408–8322

TERMINAL – APPL SPEC 114–78011 – FEED 8.00 [.315 IN]

TERMINALS APPLIED

3–1447221–3	–	–	–	–
–	–	–	–	–
–	–	–	–	–
–	–	–	–	–
–	–	–	–	–
–	–	–	–	–
–	–	–	–	–
–	–	–	–	–

WIRE SIZE mm² AWG	CRIMP HEIGHT	PIN PN AND LENGTH [IN]
1.25mm²	1.20 ±0.05 [.047 ±.002 IN]	3–354779–0 [.3140]
1.00mm²	1.10 ±0.05 [.043 ±.002 IN]	3–354779–8 [.3180]
0.85mm²	1.05 ±0.05 [.041 ±.002 IN]	4–354779–2 [.3200]
0.75mm²	1.00 ±0.05 [.039 ±.002 IN]	4–354779–7 [.3225]
–	–	–
–	–	–
–	–	–
–	–	–
–	–	–
–	–	–
–	–	–
–	–	–
–	–	–
–	–	–
–	–	–

SET UP GAGE	LAYOUT
458637–3	L1528198

1. RECOMMENDED SPARE PARTS.
2. GREASE RAM, CAM, CAM FOLLOWER AND FEED ROD LIGHTLY.
3. LUBRICATE DAILY PER THE APPLICATOR INSTRUCTION SHEET SUPPLIED WITH THE APPLICATOR.
4. CERTAIN TERMINALS REQUIRE LUBRICATION. REFER TO THE APPLICATOR INSTRUCTION SHEET FOR MORE INFORMATION.

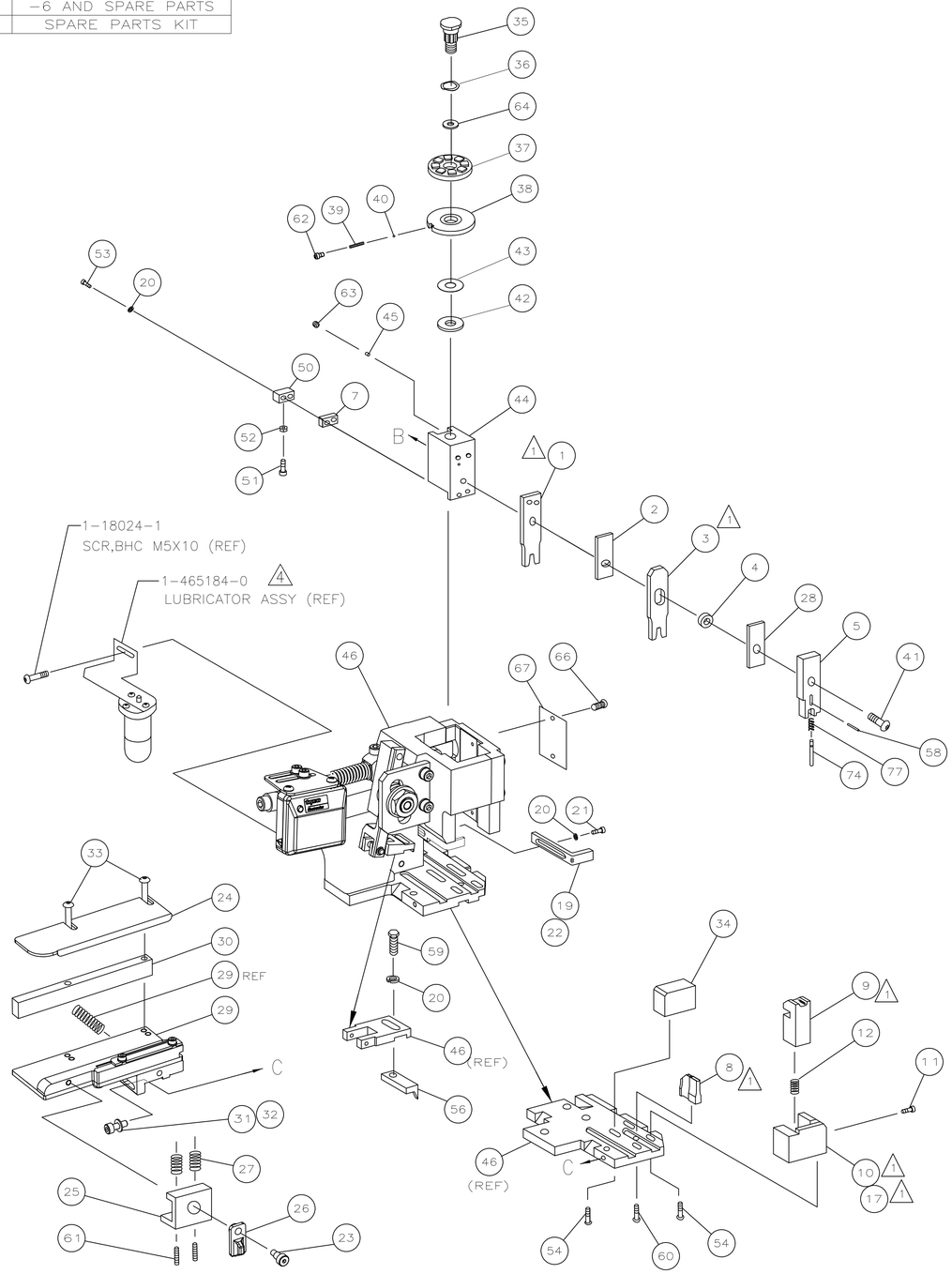

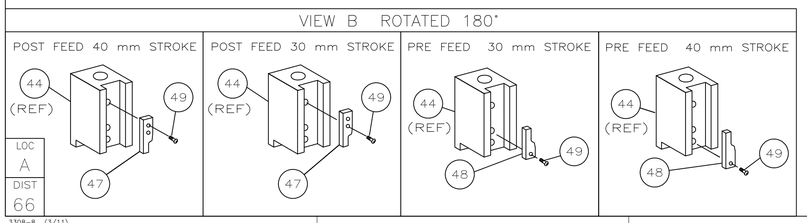

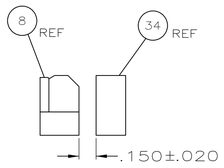

ITEM 34 LOCATION

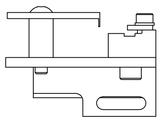

–	1	1	1	1	1	1	5–547505–2	SPRING, HOLD DOWN	77
–	1	1	1	1	1	1	854769–4	DEPRESSOR, PIN	74
–	1	1	1	1	1	1	1426568	PRINT, APPLICATOR LOG SHEET	72
–	1	1	1	1	1	1	1338705–1	DOCUMENTATION PACKAGE	71
									69
									68
–	1	1	1	1	1	1	461264–1	PLATE, IDENTIFICATION	67
–	2	2	2	2	2	2	21017–2	SCR,DRIVE(#2x.19)ID PLATE	66
									65
–	1	1	1	1	1	1	986950–1	WASHER, FLAT PRECISION	64
–	1	1	1	1	1	1	3–18031–0	SCR,SKT SET(M6X6)RAM	63
–	1	1	1	1	1	1	18023–9	SCR,SHC(M4X6)INS DISC	62
–	2	2	2	2	2	2	2–18032–5	SCR,SKT SET (M5X20)DRAG	61
–	1	1	1	1	1	1	18024–7	SCR,BHC(M4X10)ANVIL	60
–	1	1	1	1	1	1	5–18022–2	SCR,HEX(M4X8)FEED FINGER	59
–	1	1	1	1	1	1	21028–2	PIN, SPRING	58
									57
–	1	1	1	1	1	1	1338685–1	PAWL, FEED	56
									55
–	4	4	4	4	4	4	18024–8	SCR,BHC(M4x12)SHEAR HOLDER	54
–	2	2	2	2	2	2	1–18023–3	SCR,SHC(M4X16)TERM HLD DWN	53
–	1	1	1	1	1	1	18030–1	NUT,HEX(M3)HOLD DOWN	52
–	1	1	1	1	1	1	811242–5	BUMPER, HOLDDOWN	51
–	1	1	1	1	1	1	690753–2	SPACER, TONKER	50
–	1	1	1	1	1	1	18024–3	SCR,BHC(M3X10)CAM	49
–	–	1	–	–	1	–	1338675–1	CAM, PRE FEED 30 & 40 mm ST	48
–	1	–	1	1	–	1	1338676–1	CAM, POST FEED 30 & 40 mm ST	47
–	1	1	1	1	1	1	1320999–3	APPLICATOR BASIC SUBASSY	46
–	1	1	1	1	1	1	690191–1	PLUG, NYLON	45
–	1	1	1	1	1	1	1338660–1	RAM	44
–	1	1	1	1	1	1	690125–1	WASHER, LAMINATED	43
–	1	1	1	1	1	1	690124–1	WASHER, RAM	42
–	1	1	1	1	1	1	2–18024–6	SCR,BHC(M8X25)RAM	41
–	1	1	1	1	1	1	23241–1	BALL, STEEL	40
–	1	1	1	1	1	1	2–22278–7	SPRING, COMPRESSION	39
–	1	1	1	1	1	1	1320922–1	DISC, INSULATION	38
–	1	1	1	1	1	1	354777–1	WIRE DISC, PLASTIC	37
–	1	1	1	1	1	1	22480–5	WASHER, SPRING	36
–	1	1	1	1	1	1	690212–1	POST, RAM	35
–	1	1	1	1	1	1	1424186–1	SUPPORT, TERMINAL	34
–	2	2	2	2	2	2	1–18024–0	SCR,BHC(M4X20)STRIP GUIDE	33
–	1	1	1	1	1	1	18027–2	WASHER, FLAT(M4)	32
–	1	1	1	1	1	1	1–18023–2	SCR,SKT CAP(M4X12)MOUNT BLOCK	31
–	1	1	1	1	1	1	1320908–4	SPACER, STRIP GUIDE	30
–	1	1	1	1	1	1	1633073–1	STRIP GUIDE PLATE ASSY	29
–	1	1	1	1	1	1	455888–4	SPACER, FRONT SHEAR DEP	28
–	2	2	2	2	2	2	1–22284–0	SPRING, DRAG	27
–	1	1	1	1	1	1	356835–1	LEVER, DRAG RELEASE	26
–	1	1	1	1	1	1	240792–1	DRAG, TERMINAL	25
–	1	1	1	1	1	1	1320928–1	PLATE, STRIP GUIDE	24
–	1	1	1	1	1	1	980371–4	SCR,SHC SHLD	23
–	1	–	1	1	–	1	690472–2	STRIPPER	22
–	1	1	1	1	1	1	1–18023–1	SCR,SHC(M4X10)STRIPPER	21
–	4	4	4	4	4	4	18025–2	WASHER,LOCK(M4)STRIPPER	20
–	–	1	–	–	1	–	690472–1	STRIPPER	19
									18
1 –	1	–	–	1	–	–	1338684–1	HOLDER, SHEAR, FRONT (NO–CUT)	17
									16
									15
									14
									13
–	1	1	1	1	1	1	3–22280–3	SPRING, SHEAR	12
–	1	1	1	1	1	1	356885–4	STOP, SHEAR	11
–	–	1	1	–	1	1	1320921–1	HOLDER, SHEAR, FRONT (CUT)	10
1 –	1	1	1	1	1	1	462006–1	SHEAR, FLOAT (FRONT)	9
1	2	2	2	1	1	1	3–1333225–7	ANVIL	8
–	1	1	1	1	1	1	240641–4	SPACER, DEPRESSOR (REAR)	7
									6
–	1	1	1	1	1	1	854772–1	DEPRESSOR, SHEAR (FRONT)	5
–	1	1	1	1	1	1	4–238011–0	SPACER, BLOCK CRIMPER	4
1	2	2	2	1	1	1	409415–8	CRIMPER, INSULATION	3
–	1	1	1	1	1	1	455888–5	SPACER, CRIMPER	2
1	2	2	2	1	1	1	2–409414–1	CRIMPER, WIRE	1
	–77	–76	–72	–71	–6	–2	–1	PART NO	DESCRIPTION	ITEM NO

QTY REQD PER ASSY — PARTS LIST

P	LTR	REVISION RECORD	DATE	DWN	APVD
	B	ECR–12–011863	6–2012	MY	GB

DIMENSIONS: INCHES

TOLERANCES UNLESS OTHERWISE SPECIFIED: 0 PLC ± – ; 1 PLC ± – ; 2 PLC ± – ; 3 PLC ± – ; 4 PLC ± –

ANGLES ± –

SURFACE TEXTURE √

DWN L.LOFTHOUSE 09SEP05	MATERIAL – –	HEAT TREAT – –
CHK –		
APVD F.BACKHURST 09SEP05	TE Connectivity	
NAME SIDE FEED HD–I APPLICATOR		
SCALE –	SIZE A1	DRAWING NO 1426568
SHEET 1 OF 1	REV B	

CUSTOMER ACCESSIBLE PRODUCTION DRAWING

THIS INFORMATION IS CONFIDENTIAL AND PROPRIETARY TO TYCO ELECTRONICS CORPORATION AND ITS WORLDWIDE SUBSIDIARIES AND AFFILIATES. IT MAY NOT BE DISCLOSED, REPRODUCED OR USED BY ANYONE OTHER THAN TE PERSONNEL, WITHOUT AUTHORIZATION FROM TE (www.TE.com).

3308–8 (3/11)