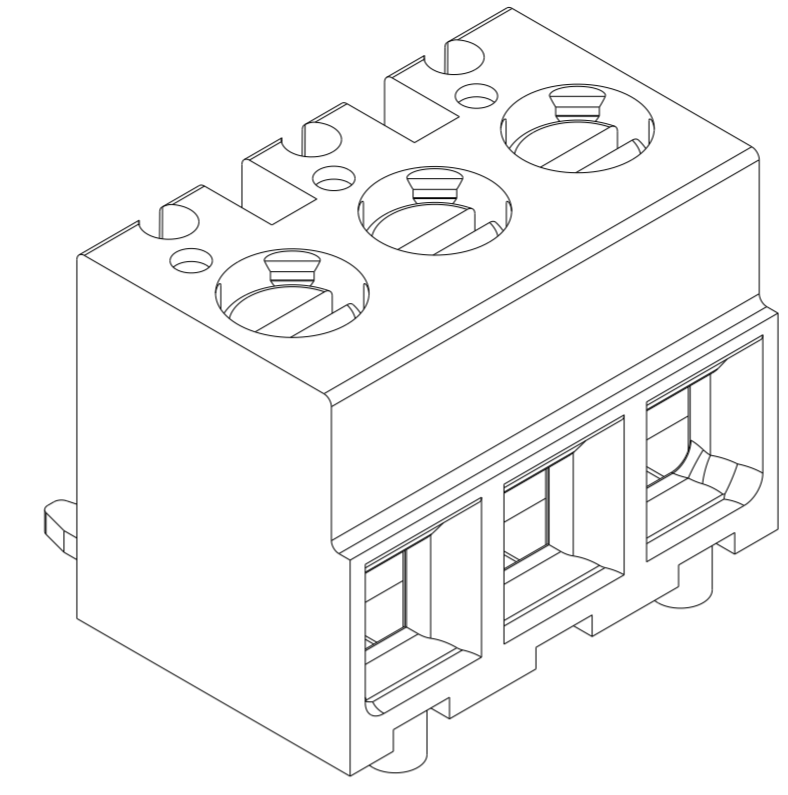
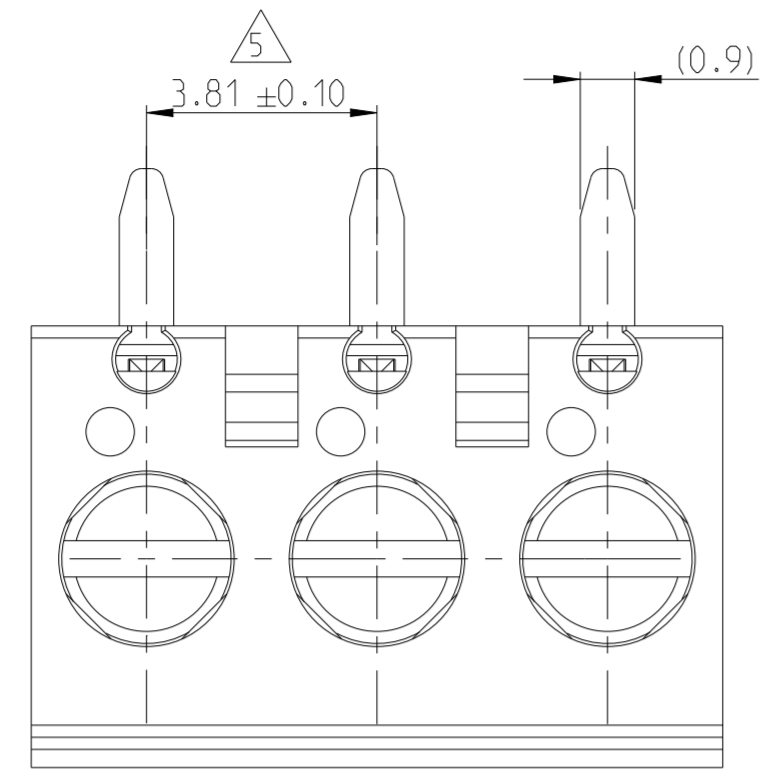


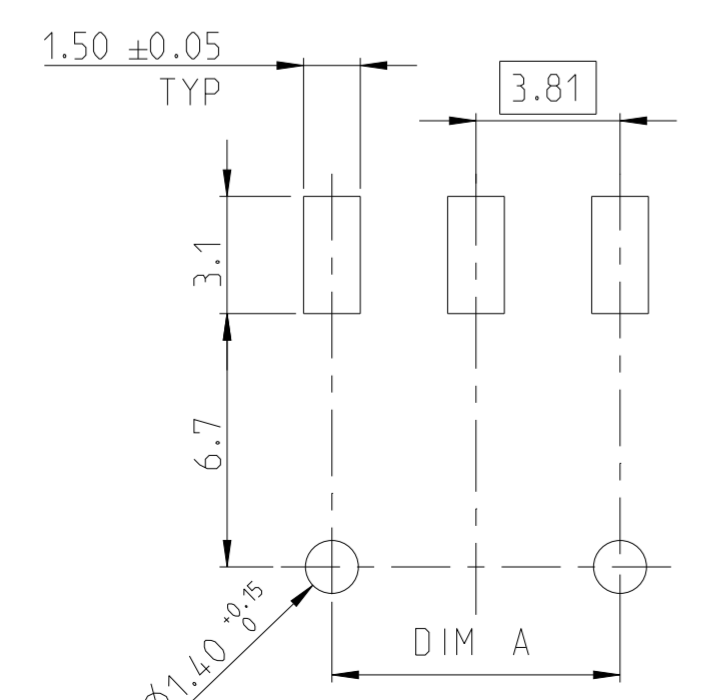
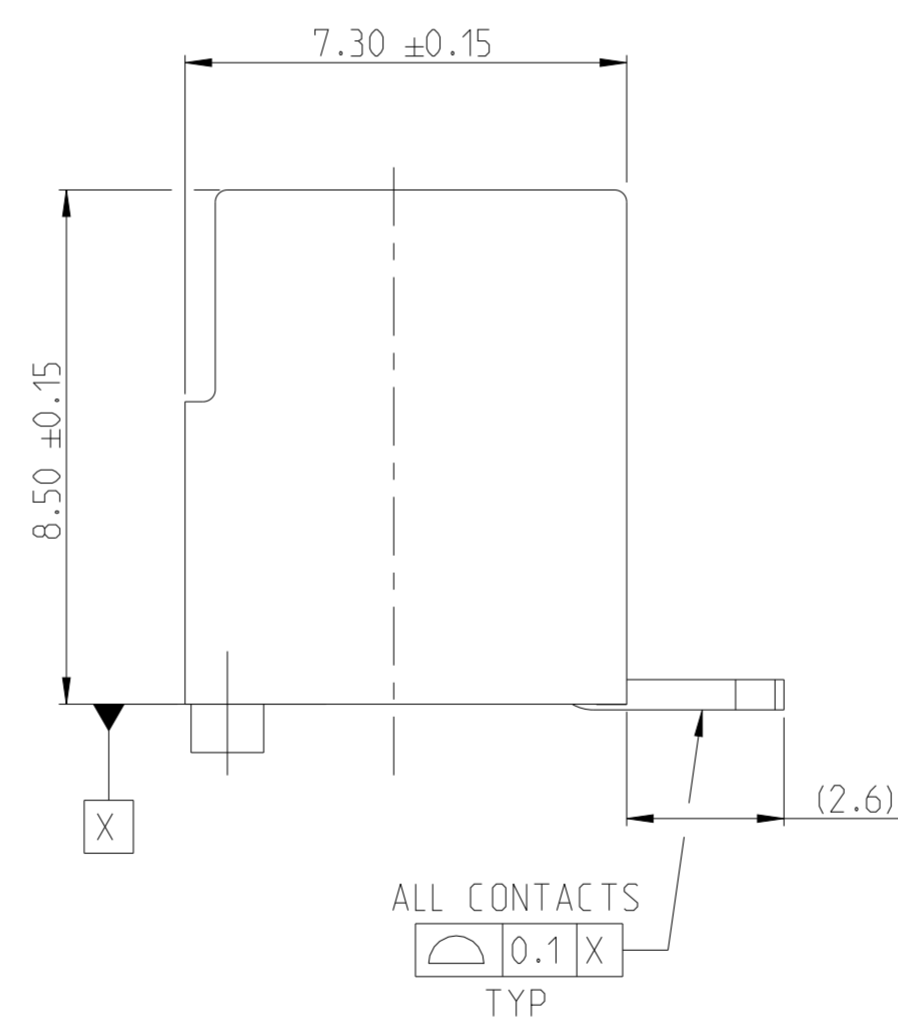
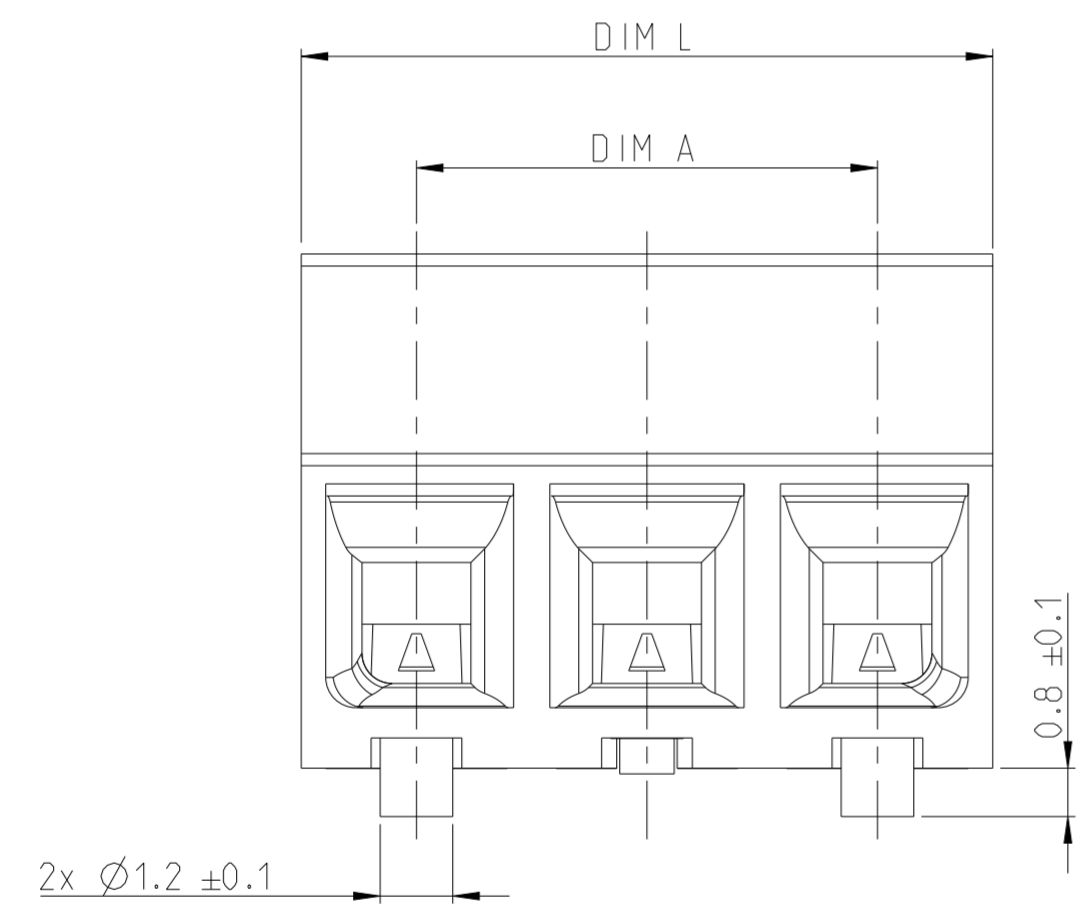
REVISIONS					
P	LTR	DESCRIPTION	DATE	DWN	APVD
1		PRELIMINARY	30DEC2020	DV	PS
A		PRODUCTION RELEASE	28APR2021	SS	PS
A1		NOTE 7 ADDED. NOTE 2 MODIFIED	23SEP2021	SS	PS



2383945-3 AS SHOWN

NOTES

- 1. MATERIALS & FINISH  
 HOUSING : HIGH TEMPERATURE PA, UL94 V0,  
 COLOR -BLACK  
 SCREW M2 : COPPER ALLOY, NICKEL PLATED  
 CLAMP : COPPER ALLOY, NICKEL PLATED  
 CONTACT : COPPER ALLOY, NICKEL & TIN PLATED
- 2. MECHANICAL  
 WIRE STRIPPING LENGTH : 5-6 mm  
 RECOMMENDED/HIGHEST TIGHTENING TORQUE : 0.2/0.25 Nm.
- 3. ELECTRICAL  
 WIRE RANGE : 16 - 28 AWG  
 MAX. VOLTAGE : 300 V  
 MAX CURRENT : 12 A  
 CONTACT RESISTANCE : <15 m Ohm  
 INSULATION RESISTANCE : >1000 M Ohm (500V DC)
- 4. OPERATING TEMPERATURE RANGE: -40 °C TO +105 °C
- 5. NOT CUMULATIVE TOLERANCE.
- 6. SCREW CLAMP WILL BE IN CLOSED CONDITION.
- 7. PACKAGING SPEC: 107-160084



RECOMMENDED PCB LAYOUT

41.91		45.72		12	1-2383945-2
38.10		41.91		11	1-2383945-1
34.29		38.10		10	1-2383945-0
30.48	±0.20	34.29	±0.20	9	2383945-9
26.67		30.48		8	2383945-8
22.86		26.67		7	2383945-7
19.05		22.86		6	2383945-6
15.24		19.05		5	2383945-5
11.43	±0.15	15.24	±0.15	4	2383945-4
7.62		11.43		3	2383945-3
3.81	±0.10	7.62		2	2383945-2
<b>DIM A</b>		<b>DIM L</b>		<b>POSITION</b>	<b>TE PN</b>

THIS DRAWING IS A CONTROLLED DOCUMENT.

DIMENSIONS: mm	TOLERANCES UNLESS OTHERWISE SPECIFIED: 0 PLC ± 1 PLC ±0.3 2 PLC ±0.25 3 PLC ± 4 PLC ±	DWN 29-DEC-20 DATESH VERNEKAR CHK 30-DEC-20 SUBHASREE SAHOO APVD 30-DEC-20 PRASHANTH S PRODUCT SPEC 108-160231 APPLICATION SPEC -	NAME TERMINAL BLOCK, SMD MOUNT 180 DEGREE, 3.81 mm PITCH 12A
MATERIAL	FINISH	WEIGHT	SIZE A2
1	1	-	CAGE CODE 00779
CUSTOMER DRAWING		SCALE 5:1	DRAWING NO C-2383945
		SHEET 1 OF 1	RESTRICTED TO REV A1