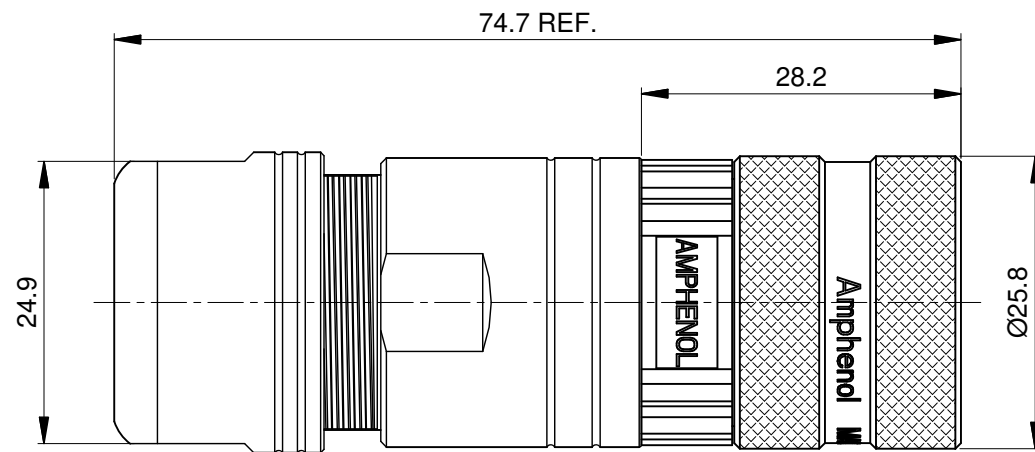
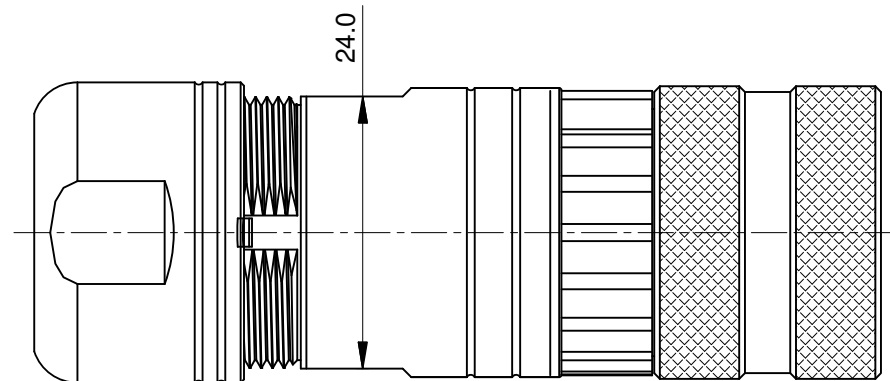
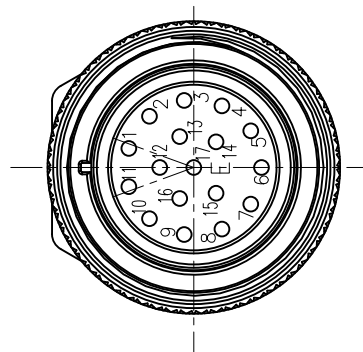


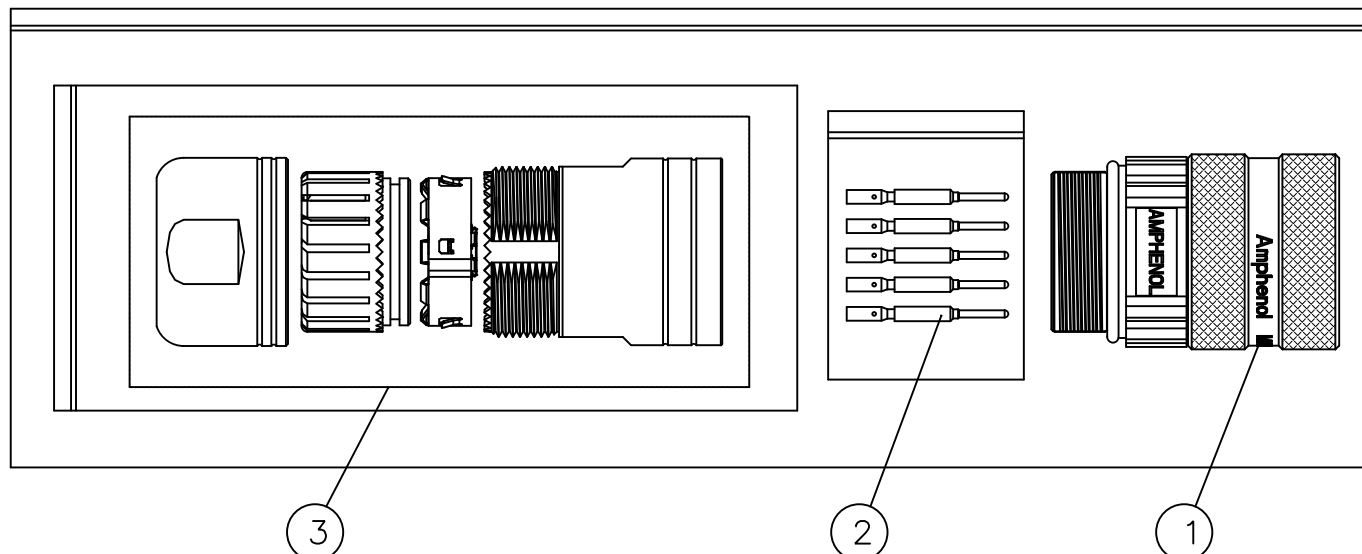
REVISIONS					
REV	ECO	DESCRIPTION	DATE	BY	APPR
A1	-	FIRST RELEASE	APR.13,2016	Drack	Tommy



E type, Normal Key



ASSEMBLED VIEW



NOTES: UNLESS OTHERWISE SPECIFIED

- MATERIAL:
INSULATION INSERT: PA66,UL94 V0
SEAL: VITON OR EPDM
HOUSING BODY: ZINC DIE CAST, NICKEL PLATED
COUPLING NUT: COPPER ALLOY, NICKEL PLATED
EMI SHIELDING RING: STAINLESS STEEL
CONTACT: COPPER ALLOY, GOLD PLATED
- SPECIFICATIONS:
2.1 CURRENT RATING: 9 AMPS
2.2 VOLTAGE RATING: 125 V AC/DC
2.3 CONTACT RESISTANCE: <5 mOHMS
2.4 OPERATING TEMPERATURE: -20°C TO +130°C
2.5 DIELECTRIC WITHSTANDING VOLTAGE: LESS THAN 2 MILLIAMPS CURRENT LEAKAGE @ 2500 VOLTS AC.
2.6 DEGREE OF PROTECTION: IP67 (MATED CONDITION)
2.7 DEGREE OF POLLUTION: 3 PER UL840
2.8 OVERVOLTAGE CATEGORY: III PER UL840
2.9 MATING CYCLE DURABILITY: >500 CYCLES
- CORD GRIP RANGE: 7.5mm TO 11mm.
- CONTACT BARREL RANGE: 18AWG TO 22AWG
- RECOMMENDED CRIMP TOOLS:
HAND CRIMPER: AFM8 AND SK2/2
PNEUMATIC CRIMPER: WA22 AND SK2/2
- EXTRACTION TOOL: 50-54931-1
- ASSEMBLY INSTRUCTIONS: S3-15225
- RoHS COMPLIANT
- ALL DIMENSIONS ARE FOR REFERENCE USE ONLY.

QUANTITY	PART NUMBER	DESCRIPTION	ITEM
1	MA3CG-S2	CORD GRIP, 7.5-11mm	3
17	SC000035	CONTACT, PIN, Ø1.0mm	2
1	MA1CAE1700	CONNECTOR	1

MATERIALS LIST

UNLESS OTHERWISE SPECIFIED 1) All dimensions are in metric(mm). 2) Tolerances are as follows: 1 PL DEC ±0.30 2 PL DEC ±0.15 3 PL DEC ±0.08 Fractions ±1/64 Angles ±1° 3) Note reference =		SIGNATURES DRAWN: Drack CHECKED: ENGINEER: APPROVAL:	DATE APR.13,2016	<h1>Amphenol</h1> <p>Sine Systems - www.amphenol-sine.com 44724 Morley Drive Clinton Township, MI 48036</p>	
MATERIAL SPECIFICATIONS:		CUSTOMER:			
PROCESS SPECIFICATIONS:		THIS DRAWING IS SUPPLIED FOR INFORMATION ONLY. DESIGN FEATURES, SPECIFICATIONS AND PERFORMANCE DATA SHOWN HEREON ARE THE PROPERTY OF THE AMPHENOL CORPORATION. NO RIGHTS OF REPRODUCTION ARE IMPLIED. ALL DIMENSIONS ARE SUBJECT TO NORMAL MANUFACTURING VARIATIONS.		SIZE B C-	DWG NO: MA1CAE1700M-KIT
NEXT ASSY:		SCALE: NONE		REVISION A1	SHEET 1 OF 1

TITLE: KIT,M23A,PLUG,STRAIGHT,17POS,E TYPE,PIN CONTACT
DWG NO: MA1CAE1700M-KIT
REV: A1
SH: 1
OF: 1