

Wiring Duct Product Selection Guide


Organize • Connect • Protect

Comprehensive Wiring Duct Solutions


PVC Flush Cover Wiring Duct



**Type G, Wide Slots,
Wide Fingers**




**Type F, Narrow Slots,
Narrow Fingers**




**Type MC, Narrow Slots,
Narrow Fingers, Metric**


PVC Hinged Cover Wiring Duct



**Type H, Hinged Cover,
Wide Slots**



**Type HN, Hinged
Cover, Narrow Slots**



**Type D,
Round Holes**



Type FS, Solid Wall



**Type C Covers for
Type F, G, D, FS, and
MC Wiring Duct**




**Type HS, Hinged Cover,
Solid Wall**



**Type HC Covers
for Type HN, H, and
HS Wiring Duct**


Halogen-Free Wiring Duct



**Type NE,
Halogen-Free,
Wide Slots**




**Type NNC,
Halogen-Free,
Wide Slots, Metric**



**Type NC Covers
for Type NE and
NNC Wiring Duct**

Low-Smoke, Halogen-Free Wiring Duct




**Type TNC, Low Smoke,
Halogen-Free,
Wide Slots, Metric**



**Type TNC Covers for
Type TNC Wiring Duct**

PanelMax™ Space Optimization and Noise Mitigation Products




**Type DRD,
DIN Rail Wiring Duct***



**Type CWD,
Corner Wiring Duct
(use 2" Type C Cover)**



Shielded Wiring Duct



EMI Noise Shield

These wiring duct types are sold base and cover separately: G, F, D, FS, HN, H, HS, NE, CWD, and Shielded.
These wiring duct types are sold base and cover together: DRD, NNC, TNC, and MC.
*DIN Rail not included.

Part Numbering System for Panduct® Wiring Duct

G	2	X	2	LG	—	6	-A
Type	Nominal Width		Nominal Height	Color		Length	Options
G = Wide Slot F = Narrow Slot FL = Flexible Duct FS = Solid Wall H = Hinged Cover Wide Slot HN = Hinged Cover, Narrow Slot HS = Hinged Cover, Solid Wall D = Round Hole NNC = Halogen-Free, Metric NE = Halogen-Free MC = Narrow Slot, Metric TNC = Low Smoke, Halogen-Free	In. or mm		In. or mm	LG = Light Gray WH = White BL = Black IB = Intrinsic Blue IG = International Gray		6 ft. or 2m	-A = Adhesive backed NM = No mounting holes = Leave blank for no options

Part Numbering System for Panduct® PanelMax™ DIN Rail Wiring Duct

DRD	22	LG	6
Type	Size	Color	Length
DRD = DIN Rail Duct	Capability Height 22 = 2" Height 33 = 3" Height 44 = 4" Height	LG = Light Gray WH = White	6 ft.

Part Numbering System for Panduct® PanelMax™ Corner Wiring Duct

CWD	2	LG	6
Type	Size	Color	Length
CWD = Corner Wiring Duct	Capability Height 2 = 2" Height 3 = 3" Height 4 = 4" Height	LG = Light Gray WH = White	6 ft.

Part Numbering System for Panduct® Wiring Duct Covers

C	2	LG	6
Type	Width	Color	Length
C = Cover HC = Hinged Cover NC = Halogen-Free TNC = Low Smoke, Halogen-Free DRDC = DIN Rail Duct	In. or mm	LG = Light Gray WH = White BL = Black IB = Intrinsic Blue IG = International Gray	6 ft. or 2m

Panduct® PanelMax™ Shielded Wiring Duct

Shielded wiring duct is a Type G style duct with bridges wrapped with an aluminum foil shield. Sold in 6 ft. lengths, available in three (3) sizes and uses Type C covers and uses standard cover part number C2LG6.

Part Number	Size (W x H)
G2X2LG6EMI	2" x 2"
G2X3LG6EMI	2" x 3"
G2X4LG6EMI	2" x 4"

Panduct® PanelMax™ Noise Shield

Noise shield is zinc-plated steel and black powder coated except at bonding locations. Each kit contains two (2) 3 ft. sections and four (4) bonding clips.*

Part Number	Size (H)
SD2EMI	2"
SD3EMI	3"
SD4EMI	4"

*Additional bonding clips available – SDCLIP (2 per package).

Wiring Duct Material Properties

Rigid Polyvinyl Chloride (PVC)

A general purpose lead-free material for indoor applications. It has a UL 94 flame class of V-0 with a UL recognized continuous-use temperature up to 50°C (122°F). Used in the manufacture of the following types of Panduit wiring duct and covers: G, F, D, FS, MC, H, HN, HS, CWD, DRD.

Halogen-Free, Polyphenylene Oxide (PPO)

A special purpose material for use in halogen-free or high-temperature applications. It has a UL 94 flame class of V-0 with a UL recognized continuous-use temperature up to 95°C (203°F) and is 20% lighter than PVC. Used in the manufacture of the following types of Panduit wiring duct and covers: NE and NNC.

Low-Smoke, Halogen-Free, Polyphenylene Ether + High Impact Polystyrene (PPE + HIPS)

A special purpose material for use in low-smoke, halogen-free, and high-temperature applications. It has a UL 94 flame class of V-0 with a UL recognized continuous-use temperature up to 105°C (221°F). Meets the regulatory requirements of the mass transit industry and other applications where fire and public safety are critical; such as in trains, buses, offshore oil and gas platforms, and other similar environments. Used in the manufacture of Type TNC wiring duct and covers.

Polypropylene (PP)

A flexible material with a UL 94 flame class of V-2 with a UL recognized continuous-use temperature up to 65°C (149°F). Used in the manufacture of Type FL flexible wiring duct.

Recommended Precaution when using Type NE, NS, NNC, and TNC Wiring Duct

Cleaning solvents and cutting fluids that contain any of the following chemical agents should not come into contact with these types of wiring duct or covers. These chemicals are the most commonly known to cause stress cracking.

- Hydrocarbons
- Phenols
- Ketones
- Amines
- Ethers
- Organic, inorganic, and oxidizing acids
- Petrol


Refer to www.panduit.com for more information on chemical resistance.

Unmatched Expertise

Panduit continually invests in resources to solve your greatest business and technology challenges. Our network of sales, technical support, distribution, and manufacturing teams are readily accessible to help you with your project needs.

Complete Your Installation with Accessories and Installation Tools

Wire Duct Cutting Tools



PBDCT –
Bench Mount Duct Cutting Tool



DCT –
Hand-Held Duct Cutting Tool



DNT-100 –
Duct Notching Tool



DFCT –
Duct Finger Cutting Tool

Wire Duct Installation Tools



TNR –
Nylon Rivet Installation Tool



Nylon Rivets:
NR1-C – 100 pcs.
NR1-M – 1000 pcs.

Accessories



Type FL –
Flexible Wiring Duct; available
in lengths of 500mm and in
three sizes: 12mm x 12mm,
25mm x 25mm, 50mm x 50mm




Adhesive Tape –
Available in roll form or
factory applied on select sizes

Divider Walls



PVC Divider Walls:
Light Gray White
D2H6 – 2" (H) **D2HWH6** – 2"
D3H6 – 3" **D3HWH6** – 3"
D4H6 – 4" **D4HWH6** – 4"



PVC Slotted Divider Walls:
Light Gray White
SD2H6 – 2" (H) **SD2HWH6** – 2"
SD3H6 – 3" **SD3HWH6** – 3"
SD4H6 – 4" **SD4HWH6** – 4"



DB-C –
Divider Wall Base for
mounting all types of
divider walls; halogen-free




Halogen-Free Divider Walls:
NNC50DWH2 – 50mm (H)
NNC75DWH2 – 75mm
Low Smoke, Halogen-Free:
TNC50D2 – 50mm
TNC75D2 – 75mm

Corner Strips




CSC1LG6 –
6 ft. length strip with
bend radius control



CS1LG6 –
6 ft. length strip

Snap-Clip Mounting Brackets




**For Wiring Duct Types
G, F, FS, and D:**
S1F-C – 1" duct width
S1.5F-C – 1.5" duct width
S2F-C – 2" duct width
S3F-C – 3" duct width
S4F-C – 4" duct width

For Wiring Duct Type NE:
SNS.5-C – 0.5" duct width
SNS.75-C – 0.75" duct width
SNS1-C – 1" duct width
SNS1.5-C – 1.5" duct width
SNS2-C – 2" duct width
SNS3-C – 3" duct width


Wire Retainers



For Type FS and D Wiring Duct:
WRS-A-C10 – for 1" – 2" duct width








For Type F and HN Wiring Duct:
FWR-C – for 1.5" – 4" duct width
For Type MC Wiring Duct:
FMWR-C – for 1.5" – 4" duct width



For Type G and H Wiring
WR2-C – for 2" duct width
WR3-C – for 3" duct width
WR4-C – for 4" duct width
WR5-C – for 5" duct width
WR2H-C – for 2" hinged duct



Panduit Wiring Duct Approvals and Compliances

Agency Mark	Agency	Requirement	Classification/Performance	Wiring Duct Types/Products
	Underwriters Laboratories, Inc. File No. E147128	UL 1565	Material Flame Class V-0 Continuous-use temperature up to 50°C (122°F)	All wiring duct types and covers
		UL 1565 CSA C22.2 No. 18.5-13	Material Flame Class V-0 Continuous-use temperature up to 50°C (122°F)	Type H, HS, HN, and DRD
	Underwriters Laboratories, Inc.	UL 508 section 15	An insulating barrier material shall comply with the minimum material properties indicated in Table 15.1	PVC divider walls
		UL 508 sections 34 and 181	Qualifies as a metal barrier with required thickness as indicated in Table 6.1	SD*EMI metal barrier
	Canadian Standards Association File No. 016446	CSA C22.2 No. 18.5-13	Material Flame Class V-0 Continuous-use temperature up to 50°C (122°F)	All wiring duct types and covers (except H, HS, and HN)
	European Union	Low Voltage Directive 2006/95/EC	<ul style="list-style-type: none"> CDS (cable ducting system for impact 2 J) Minimum storage, transport, installation, and application temperature: -5°C (23°F) Maximum application temperature: 60°C (140°F) Non-flame propagating Without electrical continuity Cover removable without a tool 	H, HS, G, F, D, MC, FS, NNC, NE, DRD, and TNC
		EN 50085-1 EN 50085-2-3		
	European Union	EN 45545-2	Type NNC and Type NE: Exterior (R23) - HL1 Type TNC: Interior (R22) - HL2 & Exterior (R23) - HL2	NNC and TNC
	DIN German Institute for Standardization	DIN 43659	<ul style="list-style-type: none"> Specifies dimensions for slotted trunkings used in electrical switch-gear assemblies and that conform to DIN VDE 060 Part 506 Channel mounting hole pattern, slot dimensions, pitch, and location Distance from first to last like-size mounting hole Minimum overall product length 	MC, NNC, and TNC
		DIN 5510-2 DIN 54837	Burning Class: S4 Smoke Class: SR2 Dripping Class: ST2	TNC
	AFNOR French Association of Normalization	NF F 16-101 NF F 16-102	Type NNC Wiring Duct Classification = F3/I4 Type TNC Wiring Duct Classification = F1/I4	NNC and TNC
	UNIFER Italian Railway Standards	EN ISO 11925-2	Pass 30-second flame application	TNC
	FRA – Federal Railroad Administration	49 CFR Part 238	Surface Flammability: < 35 Smoke Density D_s (1.5) < 100 D_s (4.0) < 200	TNC
	NFPA – National Fire Protection Association	NFPA130		
	National Fire Protection Agency	NFPA 79-2015, Section 13.3.1 IEC 60332-1	Non-metallic duct shall be permitted (inside enclosures) only when they are made with a flame-retardant material; flame-retardant material is defined in the standard by the IEC 60332-1 test method	All wiring duct types and covers (except FL)
		NFPA 79-2015, Section 13.5.2	Panduit publishes a maximum percentage wire fill for common wire types equal to 50% of the interior cross-sectional area of the wiring duct	All wiring duct types and covers
		NFPA 79-2015, section 13.1.6.9	Panduit bend radius control accessories can be mounted at right angles and T junctions created using wiring duct in order to maintain cable bend radius control	Corner strip with 1" bend radius control
	European Union	European Directive 2011/65/EU	Meets the requirements on the Restriction of Hazardous Substances and is free of the six substances listed in the directive	All wiring duct products

For more information

Visit us at www.panduit.com

Contact Customer Service by email: cs@panduit.com
or by phone: 800.777.3300

©2016 Panduit Corp.
ALL RIGHTS RESERVED.

WDSG03-SA-ENG

Replaces WDSG02-SA-ENG

3/2016

