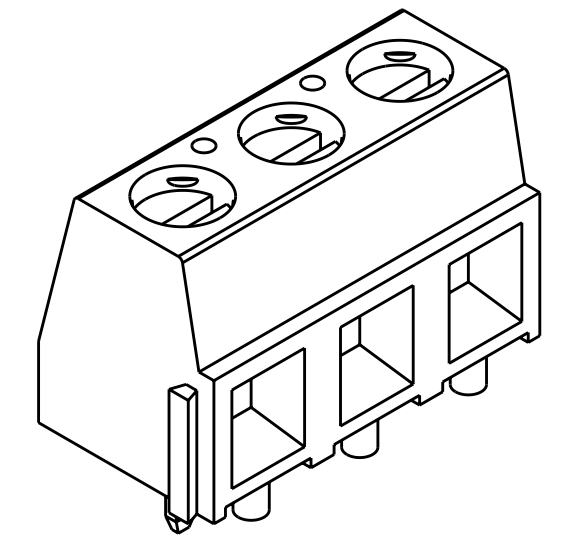
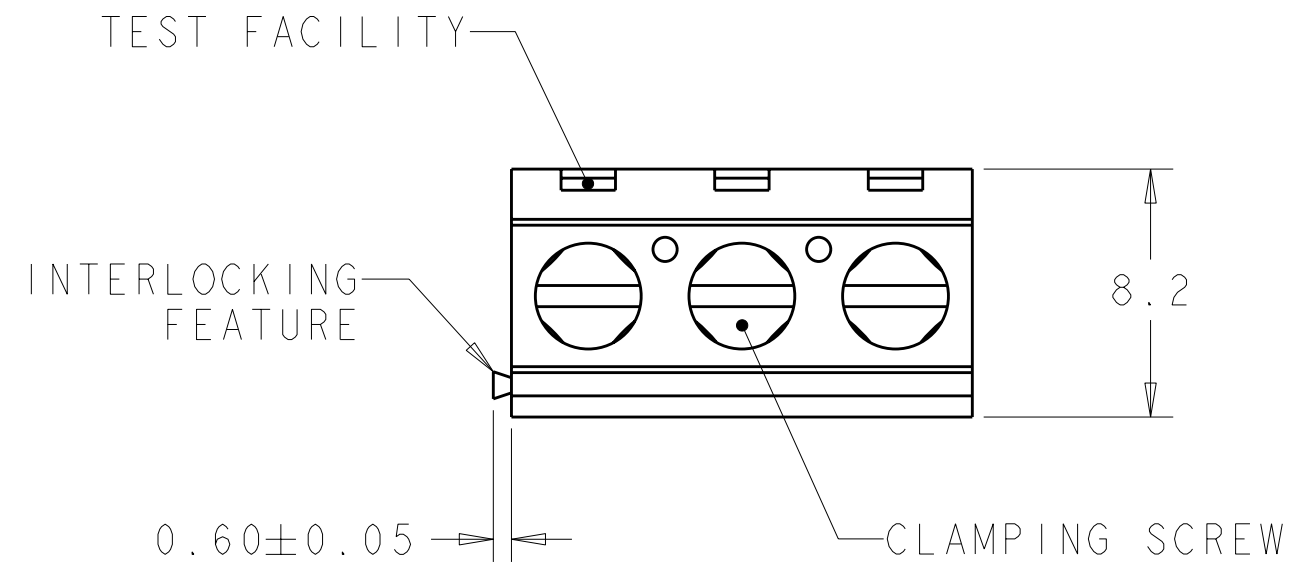


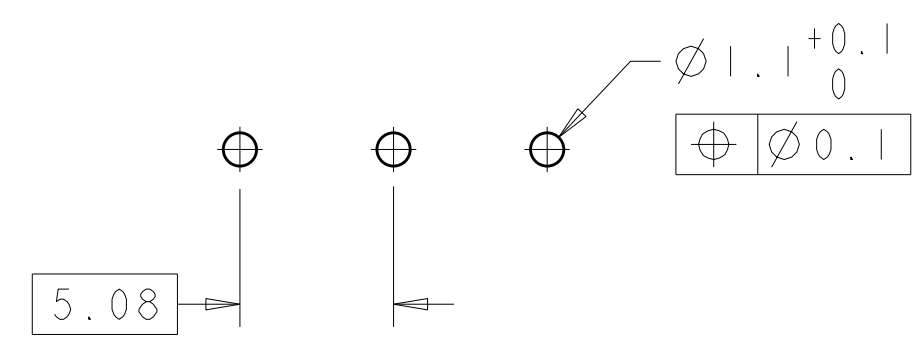
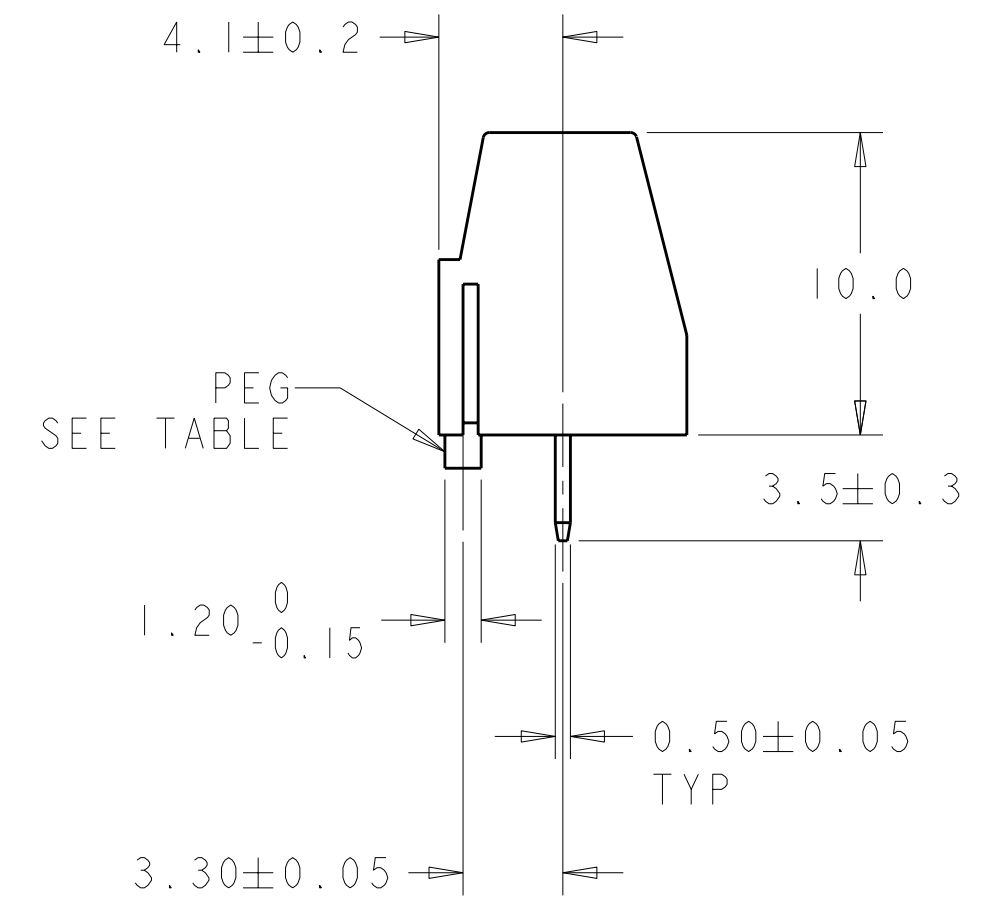
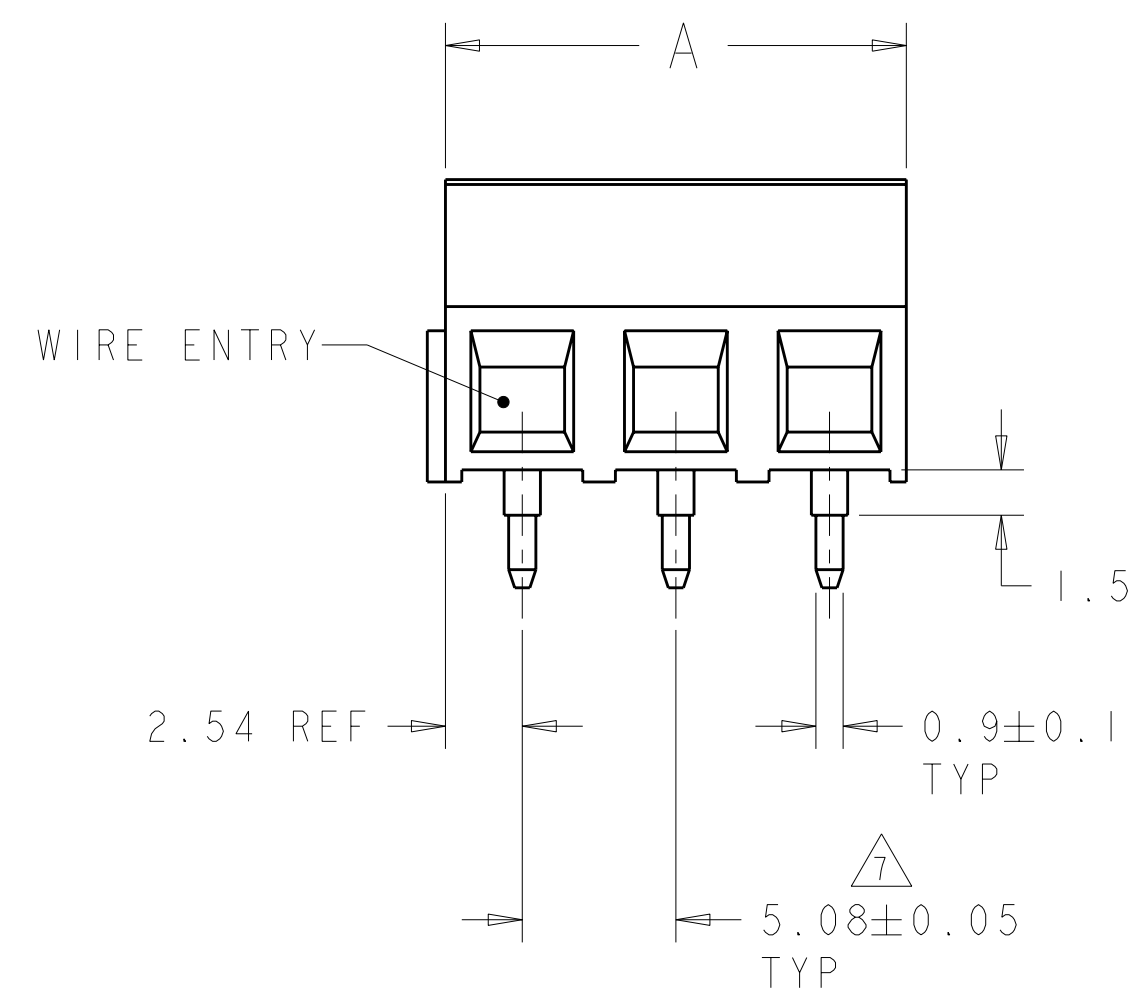
THIS DRAWING IS UNPUBLISHED. RELEASED FOR PUBLICATION 20
 © COPYRIGHT 20 BY - ALL RIGHTS RESERVED.

LOC		DIST		REVISIONS			
P	LTR	DESCRIPTION	DATE	DWN	APVD		
FT	0	G3	REVISED PER ECO-11-005027	14MAR2011	RK	HMR	



282837-3 AS SHOWN

SEE DETAIL B	NO	45.72	9	3-282837-3
SEE DETAIL A	NO	66.04	13	3-282837-2
-	NO	127.00	25	2-282837-5
-	NO	121.92	24	2-282837-4
-	NO	116.84	23	2-282837-3
-	NO	111.76	22	2-282837-2
-	NO	106.68	21	2-282837-1
-	NO	101.60	20	2-282837-0
-	NO	96.52	19	1-282837-9
-	NO	91.44	18	1-282837-8
-	NO	86.36	17	1-282837-7
-	NO	81.28	16	1-282837-6
-	NO	76.20	15	1-282837-5
-	NO	71.12	14	1-282837-4
-	NO	66.04	13	1-282837-3
-	NO	60.96	12	1-282837-2
-	NO	55.88	11	1-282837-1
-	NO	50.80	10	1-282837-0
-	NO	45.72	9	282837-9
-	NO	40.64	8	282837-8
-	NO	35.56	7	282837-7
-	NO	30.48	6	282837-6
-	NO	25.40	5	282837-5
-	NO	20.32	4	282837-4
-	NO	15.24	3	282837-3
-	NO	10.16	2	282837-2
PRELIMINARY	YES	10.16	2	282837-1

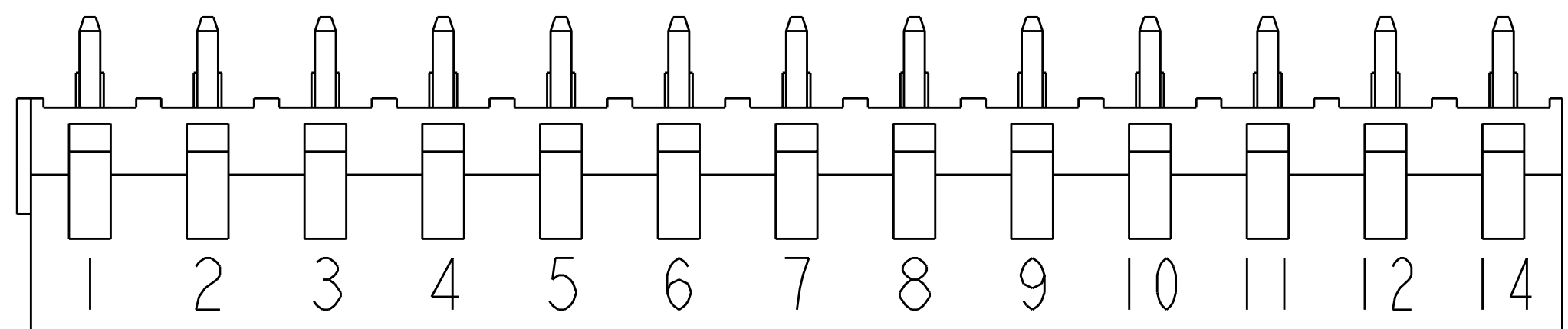


RECOMMENDED PC BOARD LAYOUT

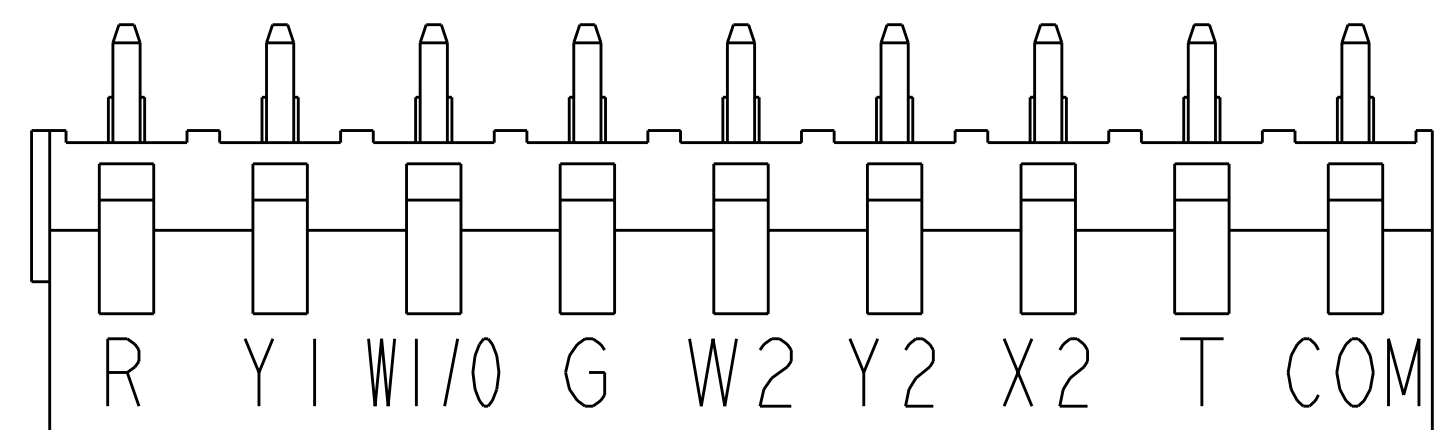
THIS DRAWING IS A CONTROLLED DOCUMENT.		DWN S. WELDON 20MAY2003	TE Connectivity	
DIMENSIONS: mm		CHK C. RICHARD 20MAY2003		
TOLERANCES UNLESS OTHERWISE SPECIFIED:		APVD C. RICHARD 20MAY2003	NAME	
0 PLC ±-	1 PLC ±.3	PRODUCT SPEC	TERMINAL BLOCK, PCB MOUNT	
2 PLC ±.25	3 PLC ±.	108-20166	SIDE ENTRY WIRE, STACKING	
4 PLC ±.	ANGLES ±2	114-20079	W/INTERLOCK, 5.08mm PITCH	
MATERIAL	FINISH	WEIGHT	SIZE	RESTRICTED TO
			A200779	
CUSTOMER DRAWING			SCALE 4:1	SHEET 1 OF 2

THIS DRAWING IS UNPUBLISHED. RELEASED FOR PUBLICATION 20
 © COPYRIGHT 20 BY - ALL RIGHTS RESERVED.

LOC	DIST	REVISIONS			
P	LTR	DESCRIPTION	DATE	DWN	APVD
FT	0	-	SEE SHEET 1	-	-



△₈
DETAIL A



△₈
DETAIL B

- △₁ MATERIALS AND FINISH
 HOUSING: PA 6-6, UL 94-V0, COLOR GREEN.
 CLAMP: BRASS, NICKEL PLATED.
 TERMINAL: BRASS, TIN PLATED.
 CLAMPING SCREW: M3, BRASS, NICKEL PLATED.
- 2. SUITABLE FOR 1,6-2,4mm PC BOARD THICKNESS.
- 3. END-TO-END STACKABLE W/INTERLOCK WITHOUT LOSS OF CENTERLINE SPACING.
- 4. WIRE SIZE RANGE: 16-28 AWG.
- 5. RECOGNIZED UNDER THE COMPONENT PROGRAM OF UNDERWRITERS LABORATORIES INC., FILE N° E60677.
- 6. IMQ CERTIFICATE WITH SURVEILLANCE IN CONFORMITY WITH IEC 998-1/998-2-1.
- △₇ NOT CUMULATIVE TOLERANCE.
- △₈ CHARACTERS INK MARKED BLACK.

THIS DRAWING IS A CONTROLLED DOCUMENT.		DWN S. WELDON 20MAY2003	STE TE Connectivity	
DIMENSIONS: mm		CHK C. RICHARD 20MAY2003		
TOLERANCES UNLESS OTHERWISE SPECIFIED:		APVD C. RICHARD 20MAY2003	NAME TERMINAL BLOCK, PCB MOUNT SIDE ENTRY WIRE, STACKING W/INTERLOCK, 5.08mm PITCH	
0 PLC ±-		PRODUCT SPEC	SIZE	
1 PLC ±.3		APPLICATION SPEC	CAGE CODE	
2 PLC ±.25		WEIGHT	DRAWING NO	
3 PLC ±-		MATERIAL	RESTRICTED TO	
4 PLC ±-		FINISH	A200779C-282837	
ANGLES ±2		CUSTOMER DRAWING		
SCALE 4:1		SHEET 2 OF 2 REV G3		