

REV. Status

PRELIMINARY
01/12/00 NS

PRELIMINARY 1
CHANGED ISO,
E, A.6.~A.13.
02/14/00 MP

HDSL transformer for use with Brooktree HDSL IC chips BT8970/BT8921 at 784kbps rate

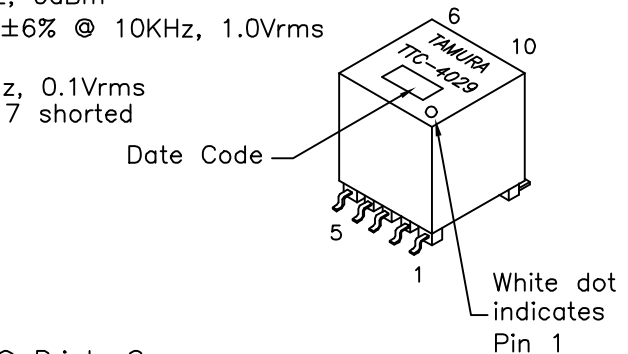
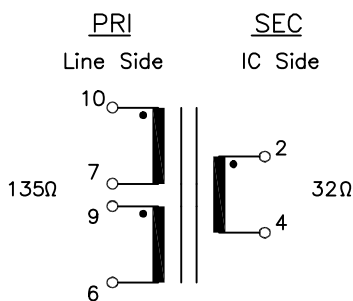
A. Electrical Specifications (@ 25°C)

1. Primary (Line side) Impedance; 135Ω
2. Secondary (IC side) Impedance; 32Ω
3. Frequency Response; ±0.1dB @ 40KHz to 200KHz, 0dBm
4. Insertion Loss; 0.4dB MAX @ 200KHz, 0dBm
5. Longitudinal Balance; 53dB MIN @ 40KHz to 200KHz, 0dBm (Pin 2 grounded)
6. Total Harmonic Distortion; -70dB MAX @ 40KHz, 14dBm
7. Return loss; 20dB MIN @ 40K to 200KHz, 0dBm
8. Primary Open Circuit Inductance; 3.0mH ±6% @ 10KHz, 1.0Vrms Measured (10-6) with 7 and 9 shorted
9. Leakage Inductance; 11μH MAX @ 100KHz, 0.1Vrms Measured (10-6) with 4 & 2, and 9 & 7 shorted
10. DC Current; 160mA
11. DC Resistance; (10-7)+(9-6)=2.5Ω MAX (2-4)=1.0Ω MAX
12. Turns Ratio; (10-7):(9-6)=1:1.00±2% (2-4):(10-6)=1:2.00±2% 7 & 9 shorted
13. Dielectric Strength; 1875Vrms 1 second @ Pri to Sec

B. Marking; TTC-4029, TAMURA, date code and country of origin

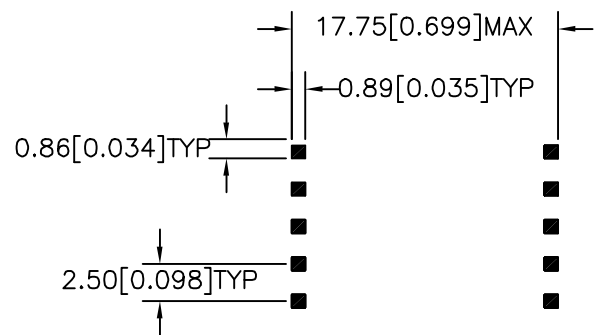
C. Safety: Complies with UL1950 3rd Edition and IEC950

D. Schematic and Mounting Footprint

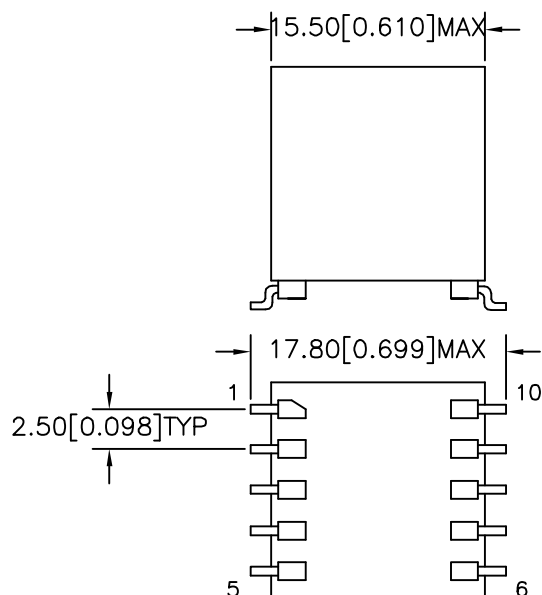
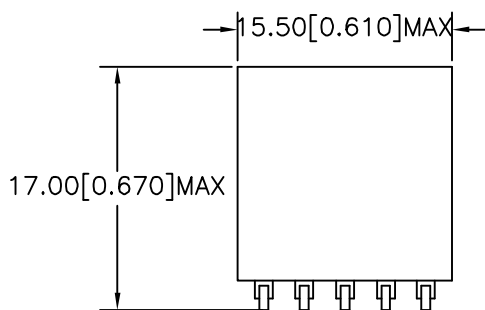


MODEL NUMBER

TTC-4029



E. Mechanical Specifications



PREPARED BY:

D. Rund

ENGINEER:

M. Pitchai

QUALITY CONTROL:

D. Kelley

APPROVED:

J. Coleman

DWG CONTROL NO.
P-A1-12298
ACAD\TTC\A1122981.DWG

REV
PR1

HDSL SURFACE MOUNT
TRANSFORMER

TAMURA CORPORATION OF AMERICA
43352 BUSINESS PARK DRIVE, TEMECULA, CA. 92590-6624
(909) 699-1270 FAX 9096769482

TTC-4029

MODEL SPECIFICATION

DIM: mm(in) SCL: 2/1 SH: 1 OF 1

PROPRIETARY NOTICE: THIS DRAWING PRINT OR DOCUMENT AND SUBJECT MATTER DISCLOSED HEREIN ARE PROPRIETARY ITEMS TO WHICH TAMURA RETAINS THE EXCLUSIVE RIGHT OF DISSEMINATION, REPRODUCTION, MANUFACTURE AND SALE. THIS DRAWING, PRINT OR DOCUMENT IS SUBMITTED IN CONFIDENCE FOR CONSIDERATION BY THE RECIPIENT ALONE UNLESS PERMISSION FOR FURTHER DISCLOSURE IS EXPRESSLY GRANTED IN WRITING.