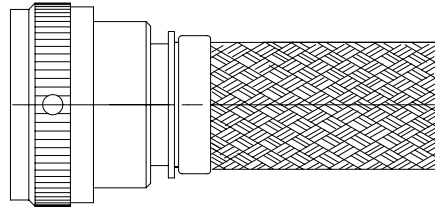


REVISIONS			
LTR	DESCRIPTION	DATE	APPROVED
E	REVISED PER ECN AD93031		



CODE 15, SHIELDED STRAIGHT ADAPTER

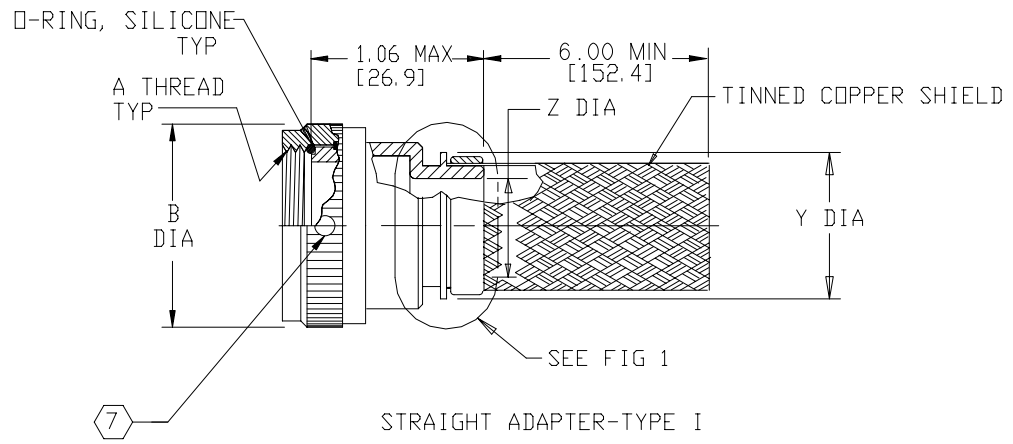
NOTES:

1. THIS PRODUCT IS DESIGNED TO TERMINATE A HEAT SHRINKABLE LIPPED BOOT TO A CONNECTOR.
2. FOR ADDITIONAL DIMENSIONS, ORDERING INFORMATION AND MODIFICATIONS, SEE CH00-0250-004.
3. ADAPTER TO BE PERMANENTLY MARKED WITH CODE IDENT. NO. AND PART NO. (E.G.: 06090-219M012-19B08).
- ④ FOR LARGER ENTRY SIZES, A 2 PIECE ADAPTER (TYPE II) IS SUPPLIED.
- ⑤ BRAID TERMINATION RING MAY BE SUPPLIED AS TINEL-LOCK SHAPE MEMORY RING AT MANUFACTURER'S OPTION.
- ⑥ ADAPTER MATES TO MIL-C-5015 GENERAL DUTY ENDBELLS WITH MS "V" THREADS.
- ⑦ ANTI-ROTATIONAL SET SCREW, THREE THREADED HOLES 120° ± 5° APART, SINGLE MATING SET SCREW SUPPLIED: AN565DC4H2, NOT REQUIRED FOR TYPE II ADAPTERS.

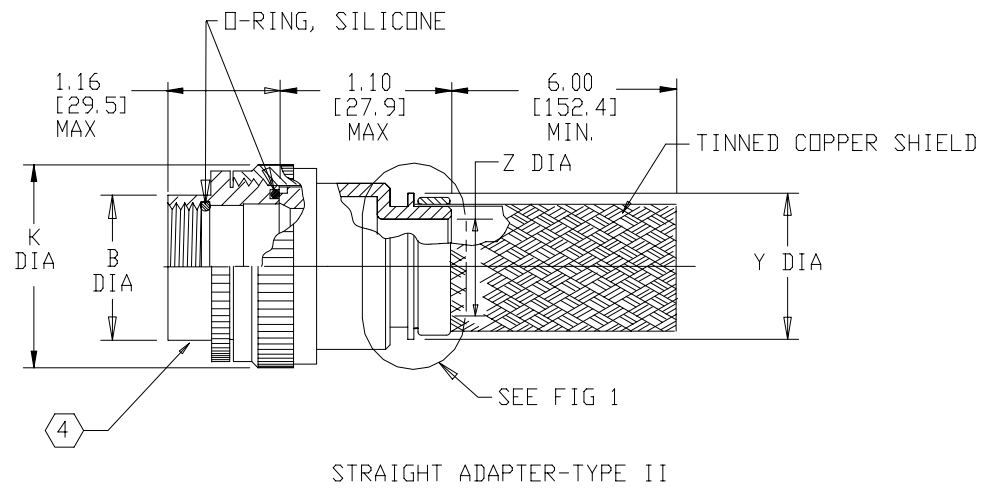
If this document is printed it becomes uncontrolled.
Check for the latest revision.

SPECIFICATION CONTROL DRAWING


UNLESS OTHERWISE SPECIFIED DIMENSIONS ARE IN INCHES. METRIC DIMENSIONS ARE IN BRACKETS. DECIMALS .XXX ± — [mm] .XX ± — [mm] .X ± — [mm] ANGLES .X ± —	DRAWN J. BITTER	DATE 06-17-93		Tyco Electronics Corporation 300 Constitution Drive Menlo Park, CA. 94025 U.S.A.		
	CHECKED	DATE				
	APPROVED W. C. GAY	DATE 07-14-93	TITLE ADAPTER, SHIELD, STRAIGHT CODE 15			
	APPROVED	DATE				
CAD NAME \ACAD12\219M0XX			SIZE A	CODE IDENT. NO. 06090	DWG. NO. 219M0XX	REV E
THIRD ANGLE PROJECTION			DO NOT SCALE THIS DWG			
SHEET 1 OF 3						



STRAIGHT ADAPTER-TYPE I



STRAIGHT ADAPTER-TYPE II



TINEL-LOCK TERMINATION
FIG 1 5

If this document is printed it becomes uncontrolled.
Check for the latest revision.

SIZE A	CODE IDENT. NO. 06090	DWG. NO. 219M0XX	REV E
DO NOT SCALE THIS DWG		CAD NAME \ACAD12\219M0X-2	SHEET 2 OF 3

TABLE I



BASE PART NO.	SHELL SIZE 	MAX ENTRY SIZE TYPE I 	A UNIFIED THD CLASS 2B	B DIA MAX
219M003	8S & 10S	05	.500-28 UNEF	.781 [19.84]
219M004	10SL, 12 & 12S	07	.625-24 UNEF	.906 [23.02]
219M006	14 & 14S	08	.750-20 UNEF	1.031 [26.19]
219M008	16 & 16S	10	.875-20 UNEF	1.156 [29.37]
219M010	18	12	1.000-20 UNEF	1.336 [33.94]
219M012	20 & 22	16	1.188-18 UNEF	1.469 [37.32]
219M016	24 & 28	20	1.438-18 UNEF	1.813 [46.06]
219M020	32	24	1.750-18 UNS	2.153 [54.69]
219M024	36	24	2.000-18 UNS	2.436 [61.88]

TABLE II

ENTRY SIZE	K MAX	Z ±.020 [±0.51]	Y DIA MIN
03	NA	.187 [4.75]	.393 [9.98]
04	NA	.250 [6.35]	.456 [11.58]
05	NA	.312 [7.92]	.515 [13.08]
06	.80 [20.3]	.375 [9.53]	.581 [14.76]
07	.92 [23.4]	.438 [11.13]	.643 [16.33]
08	.92 [23.4]	.500 [12.70]	.705 [17.91]
09	1.18 [30.0]	.562 [14.27]	.705 [17.91]
10	1.18 [30.0]	.625 [15.88]	.831 [21.11]
11	1.18 [30.0]	.688 [17.48]	.893 [22.68]
12	1.35 [34.3]	.750 [19.05]	.953 [24.21]
13	1.41 [35.8]	.812 [20.62]	.953 [24.21]
14	1.41 [35.8]	.875 [22.23]	1.081 [27.46]
15	1.60 [40.6]	.938 [23.83]	1.143 [29.03]
16	1.60 [40.6]	1.000 [25.40]	1.205 [30.61]
18	1.66 [42.2]	1.125 [28.58]	1.381 [35.08]
20	2.04 [51.8]	1.250 [31.75]	1.506 [38.25]
22	2.23 [56.6]	1.375 [34.93]	1.631 [41.43]
24	2.23 [56.6]	1.500 [38.10]	1.756 [44.60]
28	2.48 [63.0]	1.750 [44.45]	2.004 [50.90]

If this document is printed it becomes uncontrolled.
Check for the latest revision.

SIZE A	CODE IDENT. NO. 06090	DWG. NO. 219M0XX	REV E
DO NOT SCALE THIS DWG		CAD NAME \ACAD12\219M0X-3	SHEET 3 OF 3