


ETD-BL-1T-ON-300S

Order No.: 2917382

The figure shows the ETD-BL-1T-ON- 10S 2917379 version




<http://eshop.phoenixcontact.de/phoenix/treeViewClick.do?UID=2917382>

Timer relay with switch-on delay (voltage-controlled) and an adjustable time range (3 s - 300 s), with screw connection



Commercial data

GTIN (EAN)	 4 046356 367493
sales group	H310
Pack	1 pcs.
Customs tariff	85364900
Catalog page information	Page 660 (IF-2009)

Product notes

WEEE/RoHS-compliant since:
12/08/2008



<http://www.download.phoenixcontact.com>
Please note that the data given here has been taken from the online catalog. For comprehensive information and data, please refer to the user documentation. The General Terms and Conditions of Use apply to Internet downloads.

Product description

Compact time relay in the 6.2 mm housing in order to control time sequences.

The time is set on the front side using a labeled knurled wheel which is sunk in order to prevent unintentional adjustment. The time can be set using a screwdriver (blade width 2.5 mm).

The compact time relays are available with varied time ranges as well as with screw and spring-cage connections.

Technical data

Coil side

Input voltage range	24 V DC (19,2 V DC ...30 V DC)
Function	ON: With switch-on delay
Time setting range	3 s ... 300 s

Contact side

Contact type	1 floating PDT
Output fuse	6.3 A (fast-blow)

General data

Width	6.2 mm
Height	80 mm
Depth	86 mm
Status display	Green LED (POWER) Yellow LED (relay active)
Mechanical service life	Approx. 2×10^7 cycles
Ambient temperature (operation)	-20 °C ... 65 °C
Ambient temperature (storage/transport)	-25 °C ... 80 °C
Mounting position	Any
Assembly instructions	on TS 35 profile rail acc. to EN 60715
Color	green
Housing insulation material	Polyamide PA, self-extinguishing
Permissible humidity (operation)	15 % ... 85 %
Rated insulation voltage	300 V AC (According to EN 50178)
Conformance	CE-compliant
ATEX	Ex II 3 G Ex nAC II T4 X
UL, USA / Canada	UL/C-UL listed UL 508
GL	GL EMC 1 C

Connection data

Conductor cross section stranded min.	0.14 mm ²
Conductor cross section stranded max.	2.5 mm ²
Conductor cross section solid min.	0.14 mm ²
Conductor cross section solid max.	2.5 mm ²
Conductor cross section AWG/kcmil min.	26

Conductor cross section AWG/kcmil max	14
Stripping length	8 mm
Type of connection	Screw connection

Control contact

Control pulse length	min. 50 ms
----------------------	------------

Certificates / Approvals

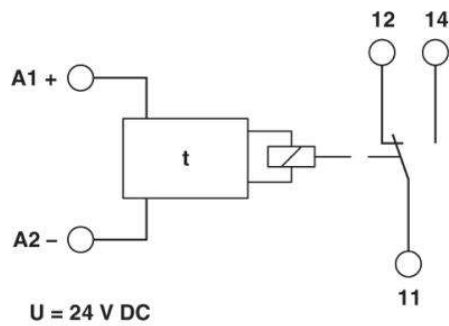


Certification

CUL Listed, GL, UL Listed

Diagrams/Drawings

Block diagram



Address

PHOENIX CONTACT Inc., USA
586 Fulling Mill Road
Middletown, PA 17057, USA
Phone (800) 888-7388
Fax (717) 944-1625
<http://www.phoenixcon.com>



© 2011 Phoenix Contact
Technical modifications reserved;