© 2022 TE Connectivity. All Rights Reserved.

REVISIONS					
P	LTR	DESCRIPTION	DATE	DWN	APVD
	P1	REVISED PER ECO-09-020932	21AUG09	KK	AEG
	R	REVISED PER ECR-22-132152	15JUN2022	RK	SD



1. CAVITY LOCATION DIMENSIONS INCREASE IN INCREMENTS OF 2.54 TOLERANCE NON-CUMULATIVE
2. USE EXTRACTION TOOL 91052 TO REMOVE RECEPTICAL CONTACTS.
3. OBSOLETE PARTS: OBSOLETE CIS STREAMLINING PER D. RENAUD/D. SINISI
4. MATERIAL:GLASS FILLED THERMOPLASTIC, UL 94-V0 RATED, COLOR: BLACK
5. THE PRODUCT IS IN PROCESS FOR UL RECOGNITION.
6. THE PRODUCT IS IN PROCESS FOR QUALIFICATION, AND IS NOT YET QUALIFIED.

LONGEST POSITION SHOWN

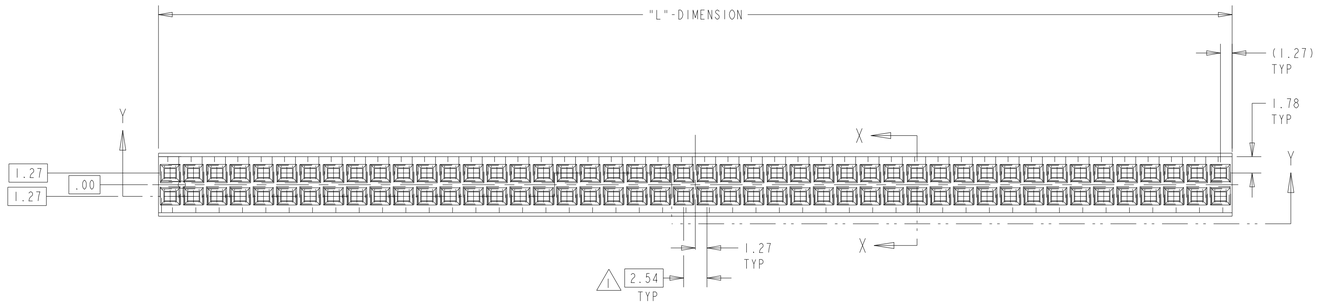

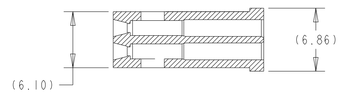

SECTION X-X

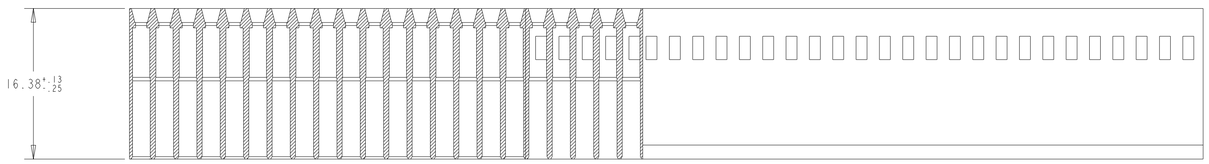

SECTION Y-Y

ISOMETRIC VIEW

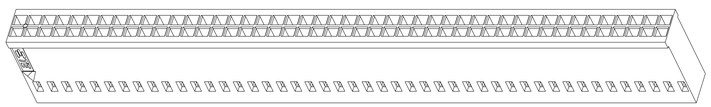

SCALE 2:1

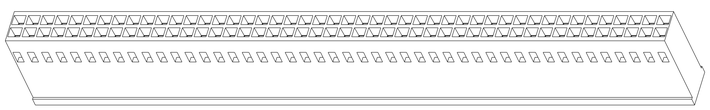

SCALE 2:1

"L" DIMENSION	NUMBER OF SPACES	NUMBER OF POSITIONS	PART NUMBER
5.21	1	4	2-86177-5
89.03	34	70	2-86177-4
61.09	23	48	2-86177-3
116.97	45	92	2-86177-2
63.63	24	50	2-86177-1
10.29	3	8	2-86177-0
66.17	25	52	1-86177-9
7.75	2	6	1-86177-8
56.01	21	44	1-86177-7
22.99	8	18	1-86177-6
20.45	7	16	1-86177-5
17.91	6	14	1-86177-4
15.37	5	12	1-86177-3
12.83	4	10	1-86177-2
50.93	19	40	1-86177-1
48.46	18	38	1-86177-0
45.85	17	36	86177-9
43.31	16	34	86177-8
40.77	15	32	86177-7
38.23	14	30	86177-6
35.69	13	28	86177-5
33.15	12	26	86177-4
30.61	11	24	86177-3
28.07	10	22	86177-2
25.53	9	20	86177-1

THIS DRAWING IS A CONTROLLED DOCUMENT.

DIMENSIONS: mm

TOLERANCES UNLESS OTHERWISE SPECIFIED:
0 PLC ±-
1 PLC ±-
2 PLC ±0.5
3 PLC ±0.13
4 PLC ±-
ANGLES ±0° 30'

MATERIAL 4

FINISH - -

DWN BOB BOLES BG 07SEP89
CHK J. GESFORD 23OCT89
APVD J. GESFORD 23OCT89
PRODUCT SPEC -
APPLICATION SPEC -
WEIGHT -

TE Connectivity

NAME MOD IV CRIMP SNAP-IN CONNECTOR, DOUBLE ROW, 2.54 CENTERS
-

SIZE	CAGE CODE	DRAWING NO	RESTRICTED TO
A1	00779	C-86177	-

CUSTOMER DRAWING | SCALE 3:1 | SHEET 1 OF 1 | REV R

4805 (3/13)