



SLQ40407A Series



1. Features of SLQ40407A Series :

- Ferrite based SMD inductor with lower core loss.
- Inductance Range: 0.20uH to 1.5uH, Custom values are welcomed.
- High current output chokes, up to 96.0 Amp with approx. 20% roll off.
- Low Profile 10.00 mm Max. height.
- Foot Print 10.00 x 7.00 mm.
- Perfect for high density designs with limited board space.
- Operating frequency up to 5.0 MHz application.
- Operating Temperature Range -55° C to + 130° C, RoHs & HF compliance.
- T & R Qty: 500 pcs , 13" Reel.

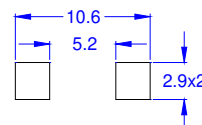
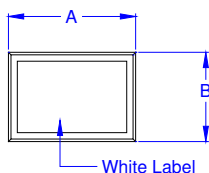


2. Electrical Characteristic of SLQ40407A Series:

ITG Part Number	OCL ¹	L @ Isat1 ²	DCR ³	DCR ³	Isat1 ⁴	Isat2 ⁴	Isat3 ⁴	Irms ⁵
	(uH) ± 20%	(uH) Min.	(mΩ) Typ.	(mΩ) Max.	(A) @25°C	(A) @75°C	(A) @100°C	(A) @25°C
SLQ40407A-R20MHF	0.20	0.144	0.730	0.850	96.00	85.00	80.00	31.00
SLQ40407A-R33MHF	0.33	0.237	0.730	0.850	65.00	57.00	54.00	31.00
SLQ40407A-R47MHF	0.47	0.338	0.730	0.850	42.00	38.00	35.00	31.00
SLQ40407A-R56MHF	0.56	0.400	0.730	0.850	36.00	32.00	30.00	31.00
SLQ40407A-R68MHF	0.68	0.490	0.730	0.850	27.00	24.00	22.00	31.00
SLQ40407A-1R0MHF	1.00	0.720	0.730	0.850	17.50	15.50	15.00	31.00
SLQ40407A-1R2MHF	1.20	0.860	0.730	0.850	13.50	12.00	11.00	31.00
SLQ40407A-1R5MHF	1.50	1.080	0.730	0.850	10.00	9.50	8.50	31.00

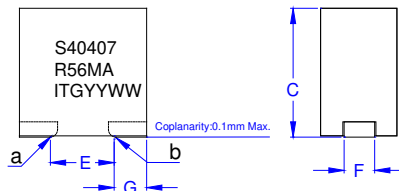
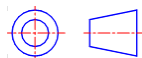
3. Mechanical Dimension(Unit: mm):

A	B	C	E	F	G
Max.	Max.	Max.	± 0.30	± 0.20	± 0.30
10.00	7.00	10.00	4.80	2.50	2.00



Suggested Pad Layout

Third Angle Projection:



Notes:

1. Open Circuit Inductance (OCL) test condition:500KHz,0.25Vrms,0Adc ,at 25 °C.
2. L @ Isat and L @ Irms Test condition:500KHz,0.25Vrms (Ta=25 °C).
3. The nominal DCR is measured from point "a" to point "b", as shown above on the mechanical drawing (Ta=25°C).
4. Isat1,Isat2 & Isat3: DC current that will cause inductance to drop approximately by 20%.
5. Irms: DC current for an approximate temperature rise of 40°C without core loss, Derating is necessary for AC currents. PCB pad layout, trace thickness and width, air-flow and proximity of other heat generating components will affect the temperature rise. It is recommended the part temperature not exceed 130 °C under worst case operating conditions verified in the end application.

● New York 1 914 347 2474 ● Taipei 886 2 2698 8669 ● Kaohsiung 886 7 350 2275
 ● Japan 81 568 85 2830 ● Shenzhen 86 755 8418 6263 ● Shanghai 86 21 5424 5141 ● Hong Kong 852 9688 9767
 ● sales@ITG-Electronics.com ● www.ITG-Electronics.com Revision A.0: Feb. 09, 2022

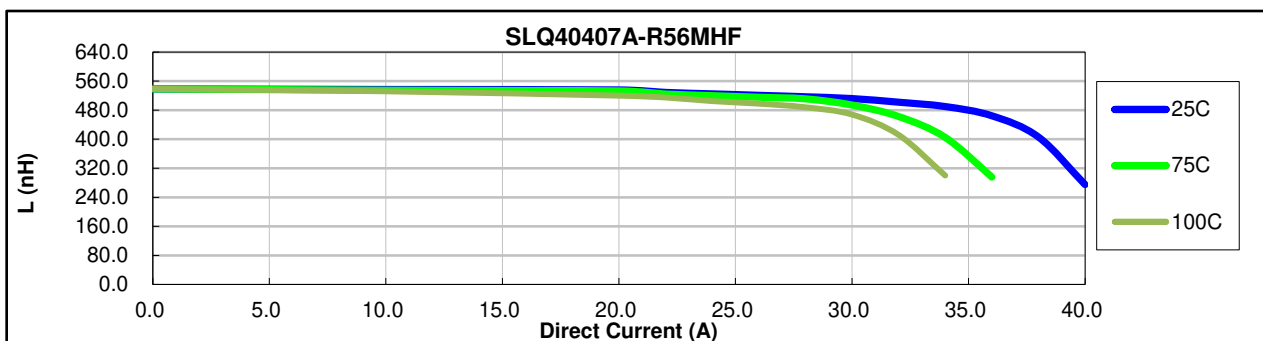
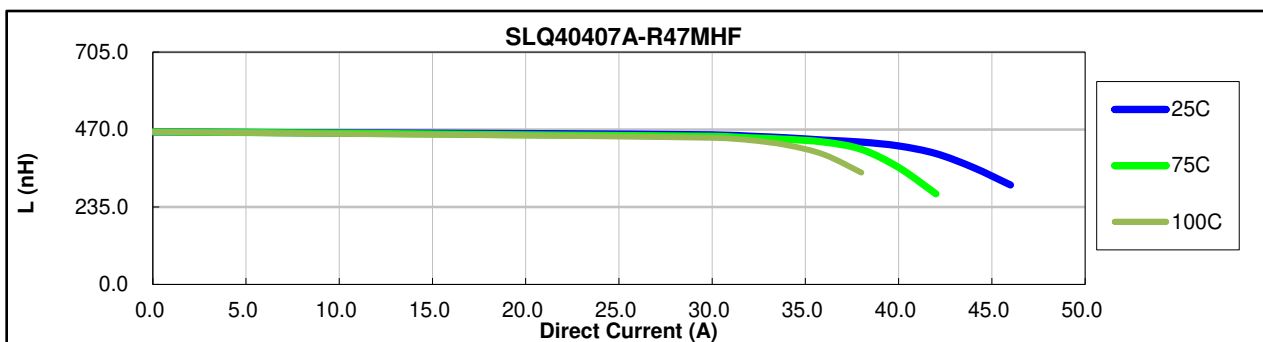
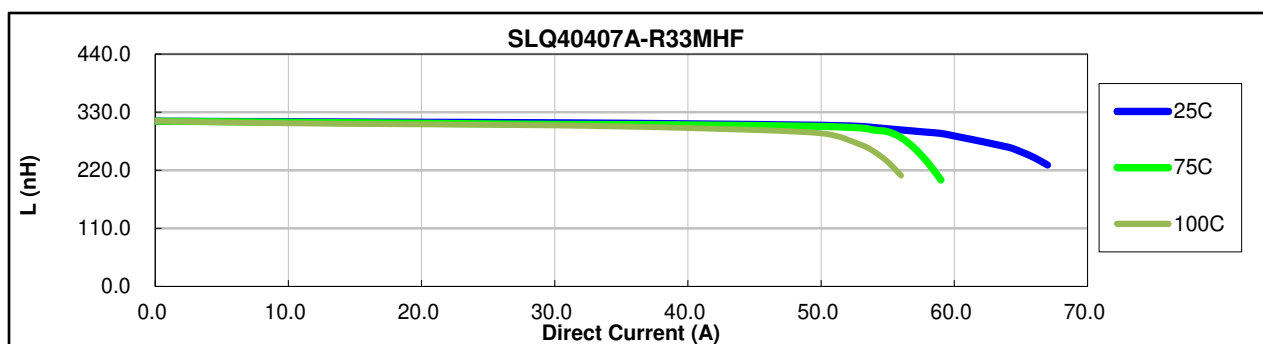
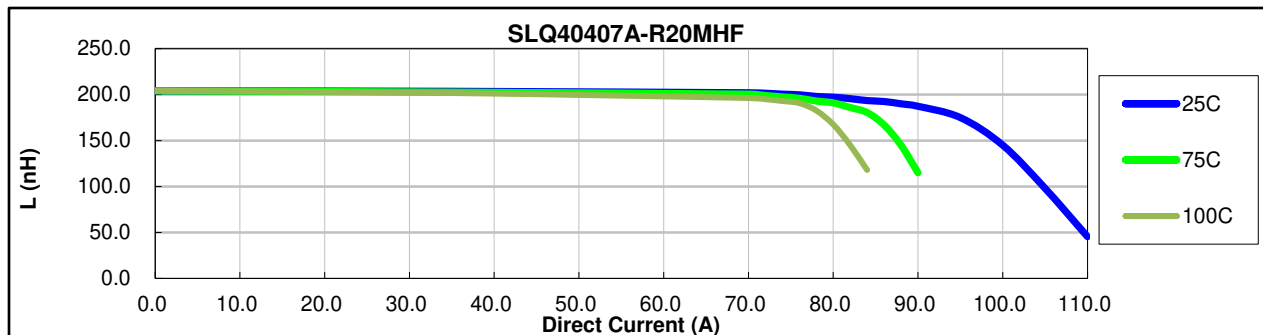
*Due to continuous product improvement, all specifications are subject to change without prior notice. Kindly contact an ITG field application engineer or a sales representative prior to purchase.



SLQ40407A Series

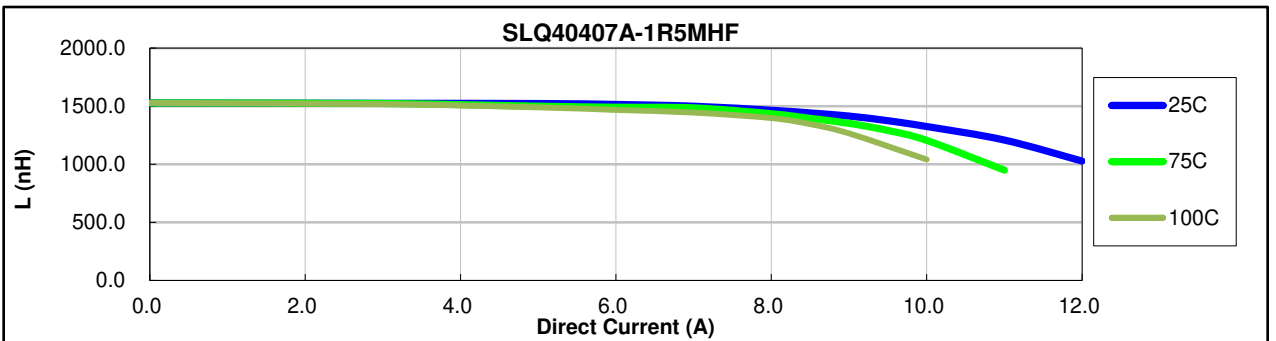
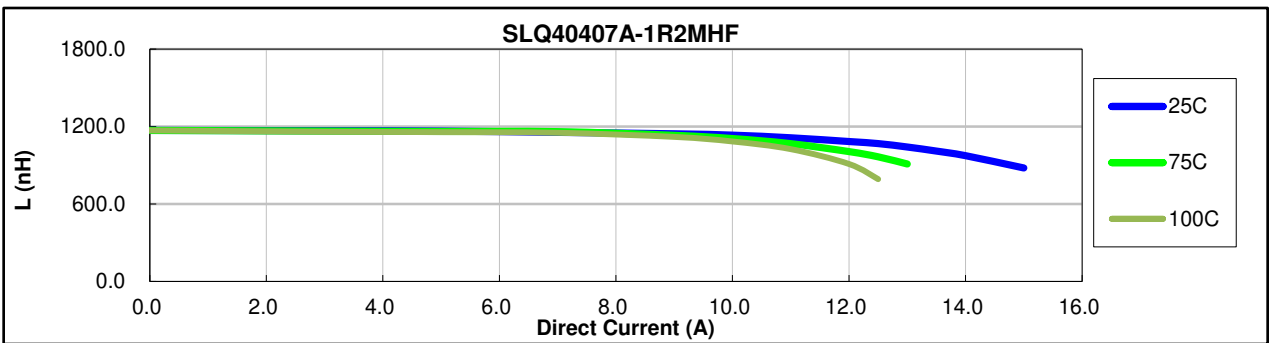
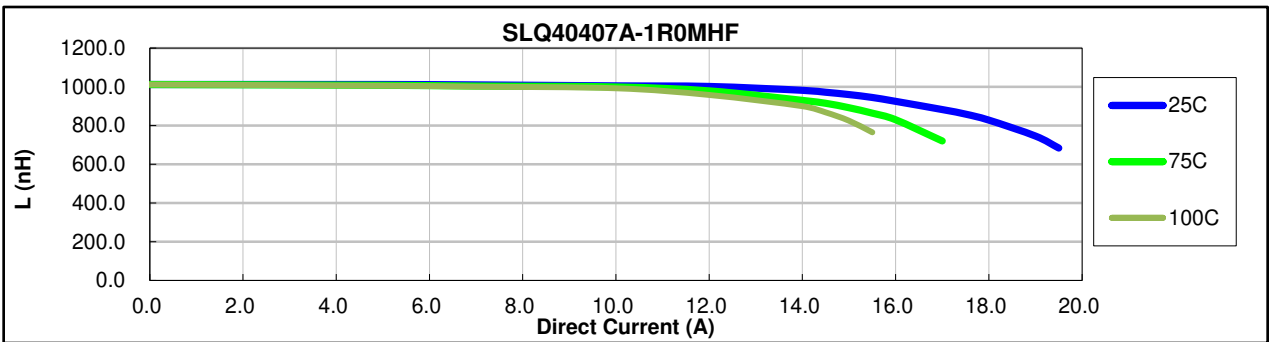
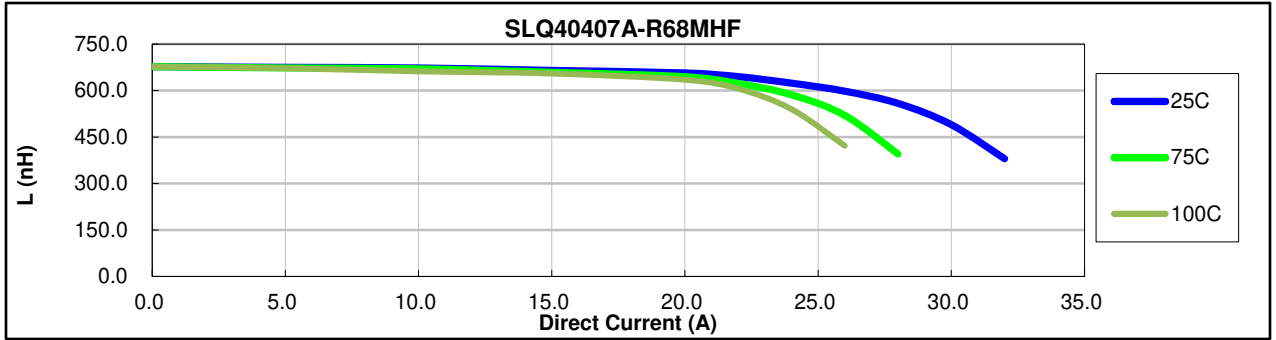


4. Inductance Characteristics of SLQ40407A Series (Inductance vs Current):





SLQ40407A Series



● New York 1 914 347 2474 ● Taipei 886 2 2698 8669 ● Kaohsiung 886 7 350 2275
● Japan 81 568 85 2830 ● Shenzhen 86 755 8418 6263 ● Shanghai 86 21 5424 5141 ● Hong Kong 852 9688 9767
● sales@ITG-Electronics.com ● www.ITG-Electronics.com Revision A.0: Feb. 09, 2022

*Due to continuous product improvement, all specifications are subject to change without prior notice. Kindly contact an ITG field application engineer or a sales representative prior to purchase.