

10135274 - 10X LF

LEAD-FREE DESIGNATION ONLY WITH APPLICABLE PLATING CODES

SEE NOTE 2

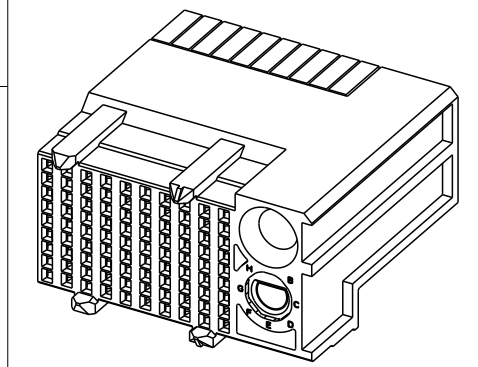
MODULE DESCRIPTION

LETTER DESIGNATION REPRESENTED IN DASH NUMBER

BASE MODULE

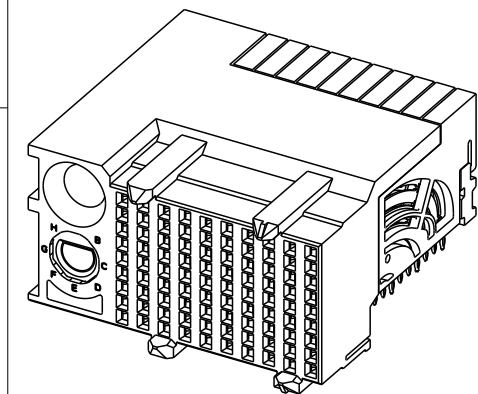
LEFT POLARIZING GUIDANCE MODULE (SEE SHEET 3)

N	J (NO KEY)	A	B	C	D	E	F	G	H
NO KEY NO GUIDE PIN									



RIGHT POLARIZING GUIDANCE MODULE (SEE SHEET 2)

Z	Y (NO KEY)	P	Q	R	S	T	U	V	W
NO KEY NO GUIDE PIN									

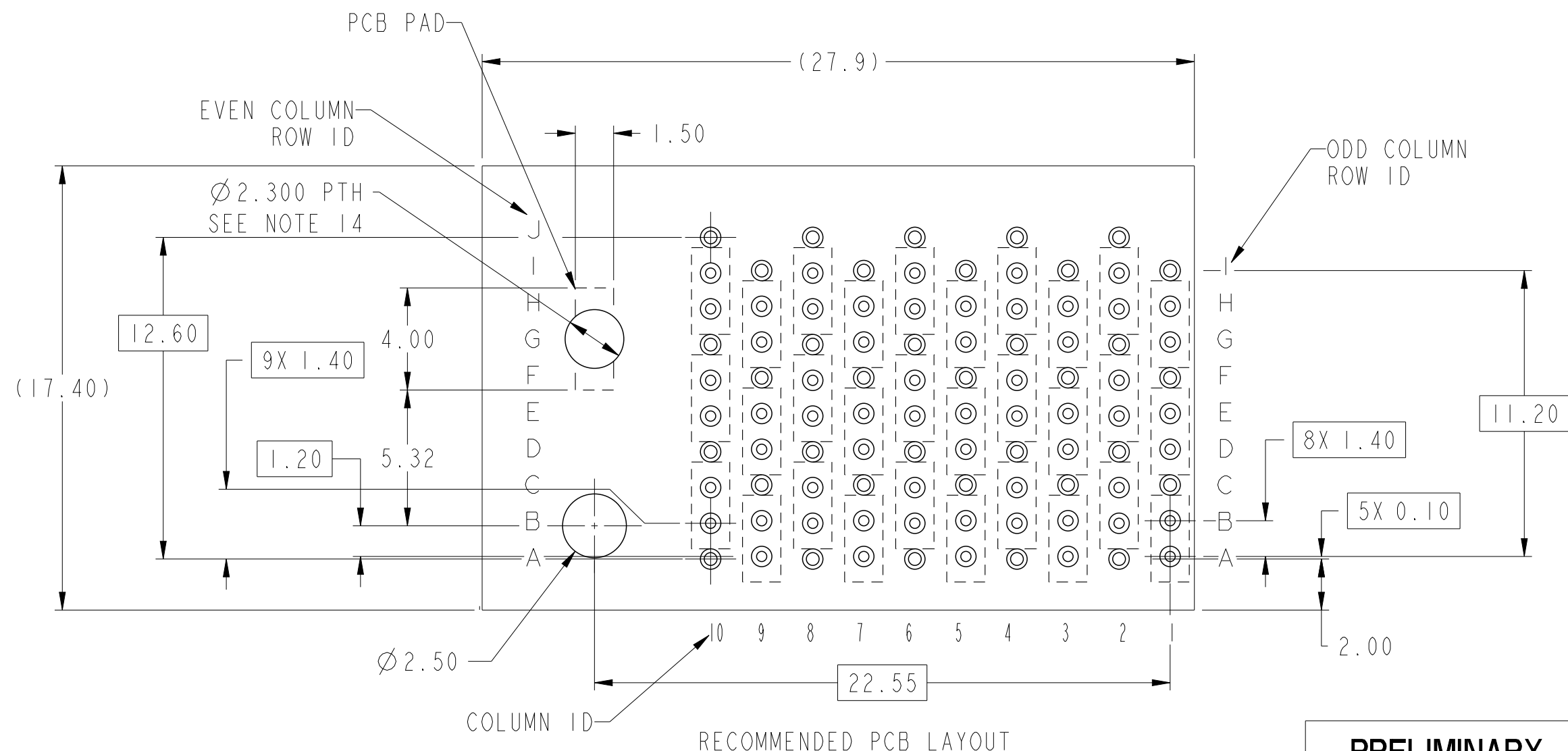
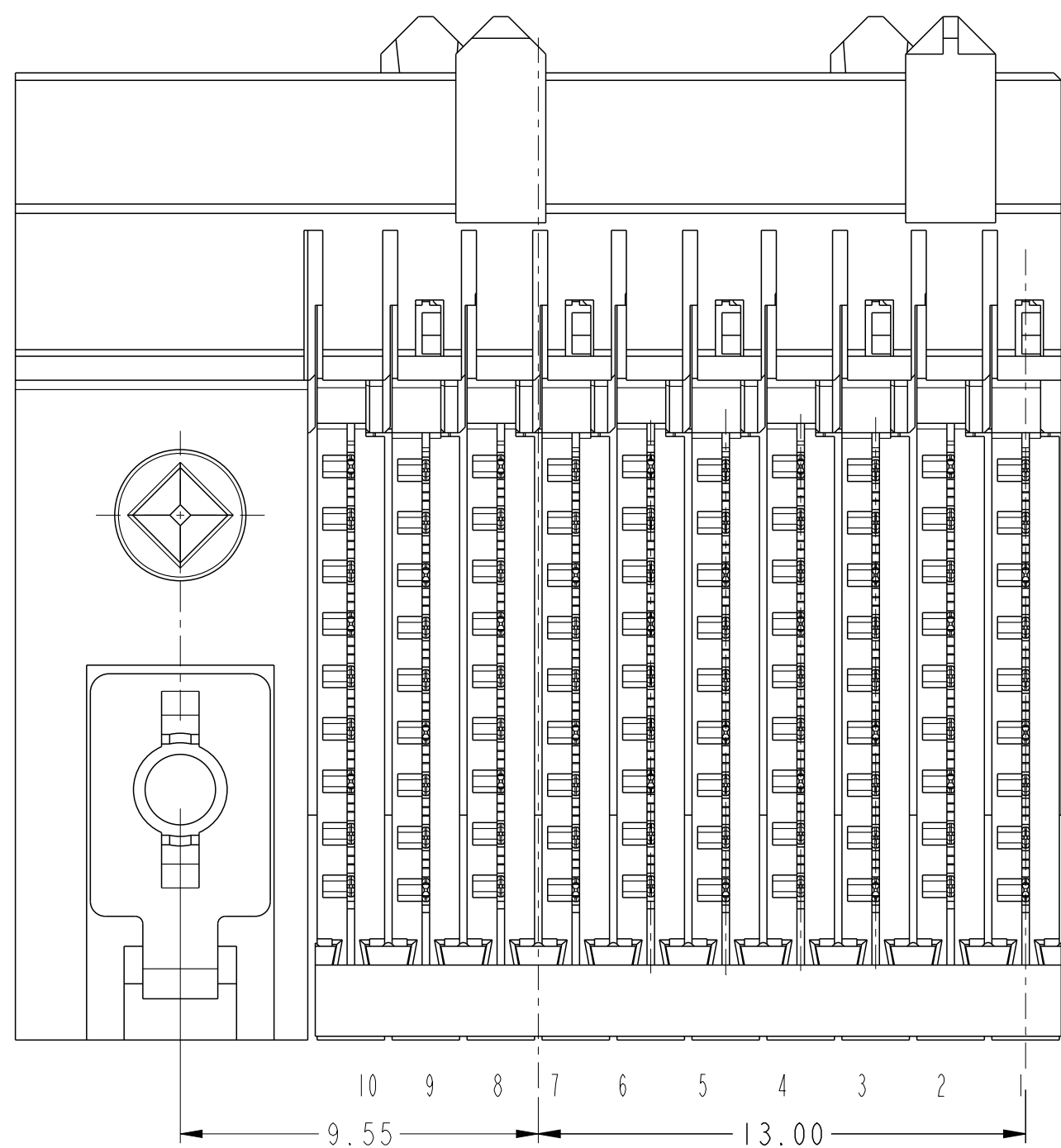
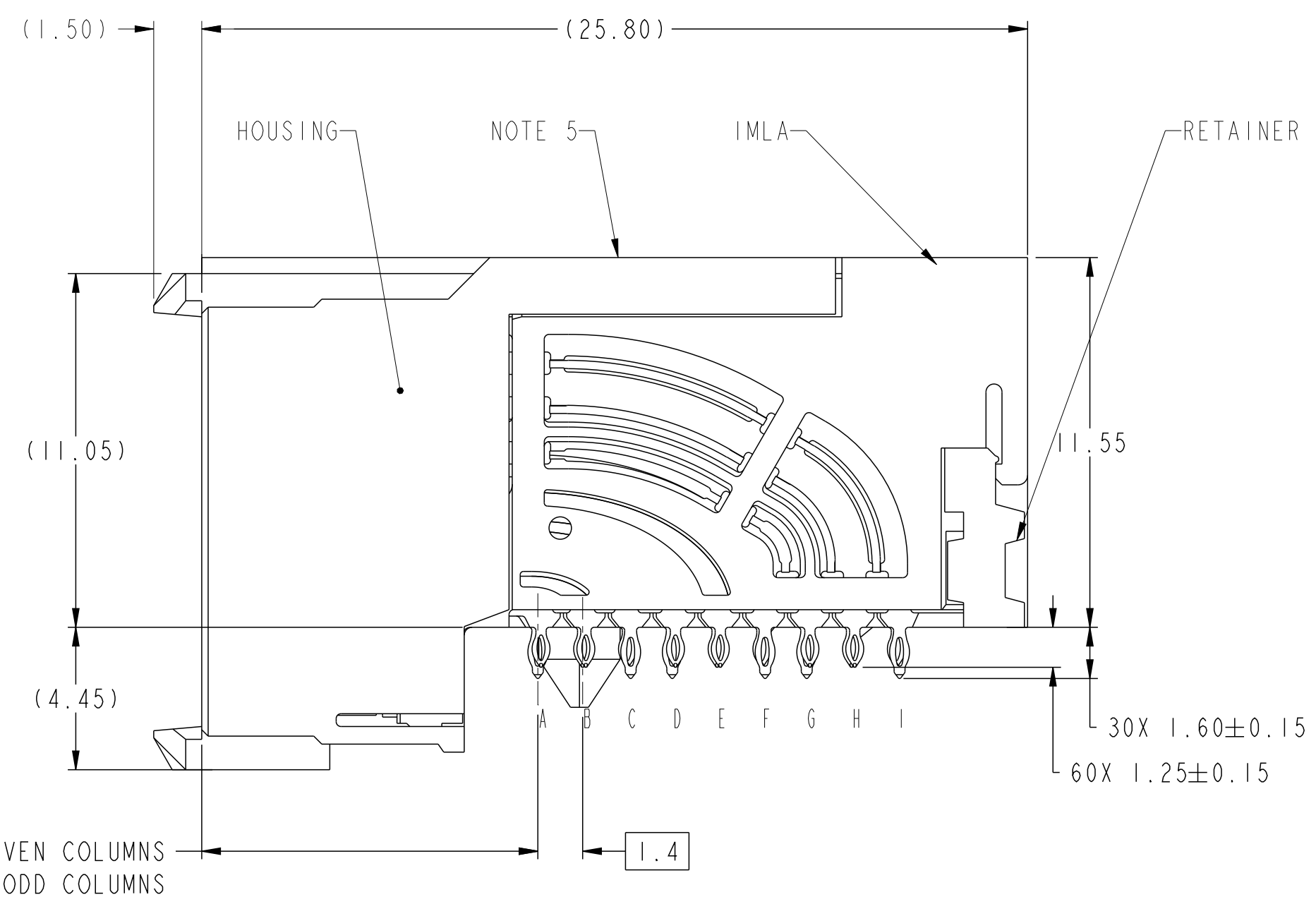
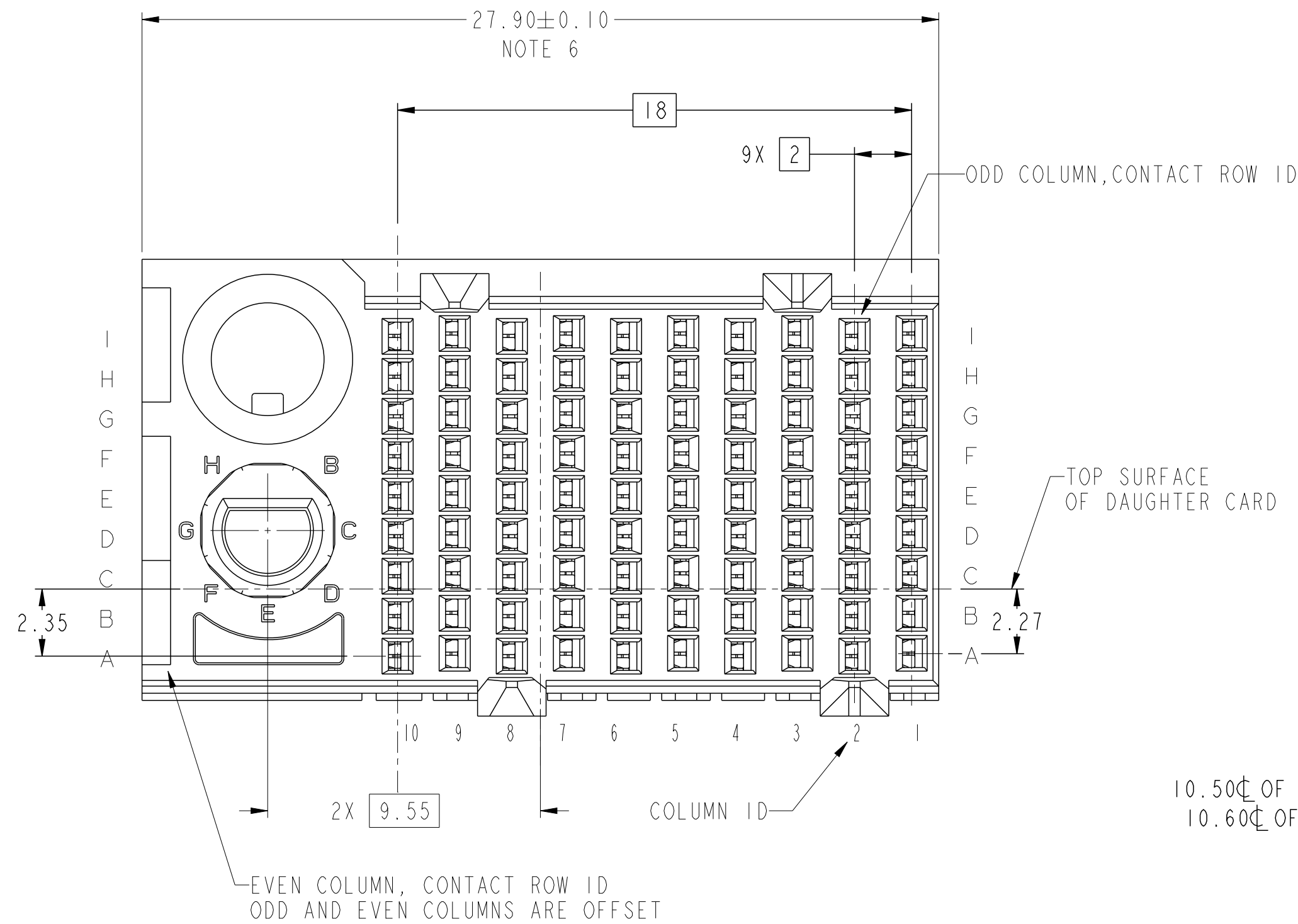


NOT TOOLED

PRELIMINARY

spec ref	---	dr	Jeny Ren	2015/05/30	projection	MM	size	A2	scale	8:1	
tolerance std	ASME Y14.5M	eng	Tao Zhan	2016/03/14			ecn no	-	rel level	Preliminary	
TOLERANCES UNLESS OTHERWISE SPECIFIED		chr	-	product family							AirMax VS2
surface	- ✓	linear	0.X	±.3		AIRMAX VSE R.A. RECEPTACLE ASS'Y, 3 PAIR, 90 POS, 10 IMLA, 28MM, W/GUIDE/KEY	dwg no 10135274	rev 1	cat. no.	Product - Customer Drw	sheet 1 of 4
			0.XX	±.15							
			0.XXX	±.050							
		angular	0°	±°							

RIGHT POLARIZATION WITH GUIDE



PRELIMINARY

spec ref	---	dr	Jeny Ren	2015/05/30	projection	MM	size	A2	scale	6:1
tolerance std	ASME Y14.5M	eng	Tao Zhan	2016/03/14			ecn no	-	rel level	Preliminary
TOLERANCES UNLESS OTHERWISE SPECIFIED		chr	-	product family			AirMax VS2	10135274		rev
surface	-	linear	0.X	±.3	Amphenol FCI		AIRMAX VSE R.A. RECEPTACLE ASS'Y, 3 PAIR, 90 POS, 10 IMLA, 28MM, W/GUIDE/KEY		cat. no.	Product - Customer Drw
			0.XX	±.15					sheet 2 of 4	
			0.XXX	±.050						
		angular	0°	±°						

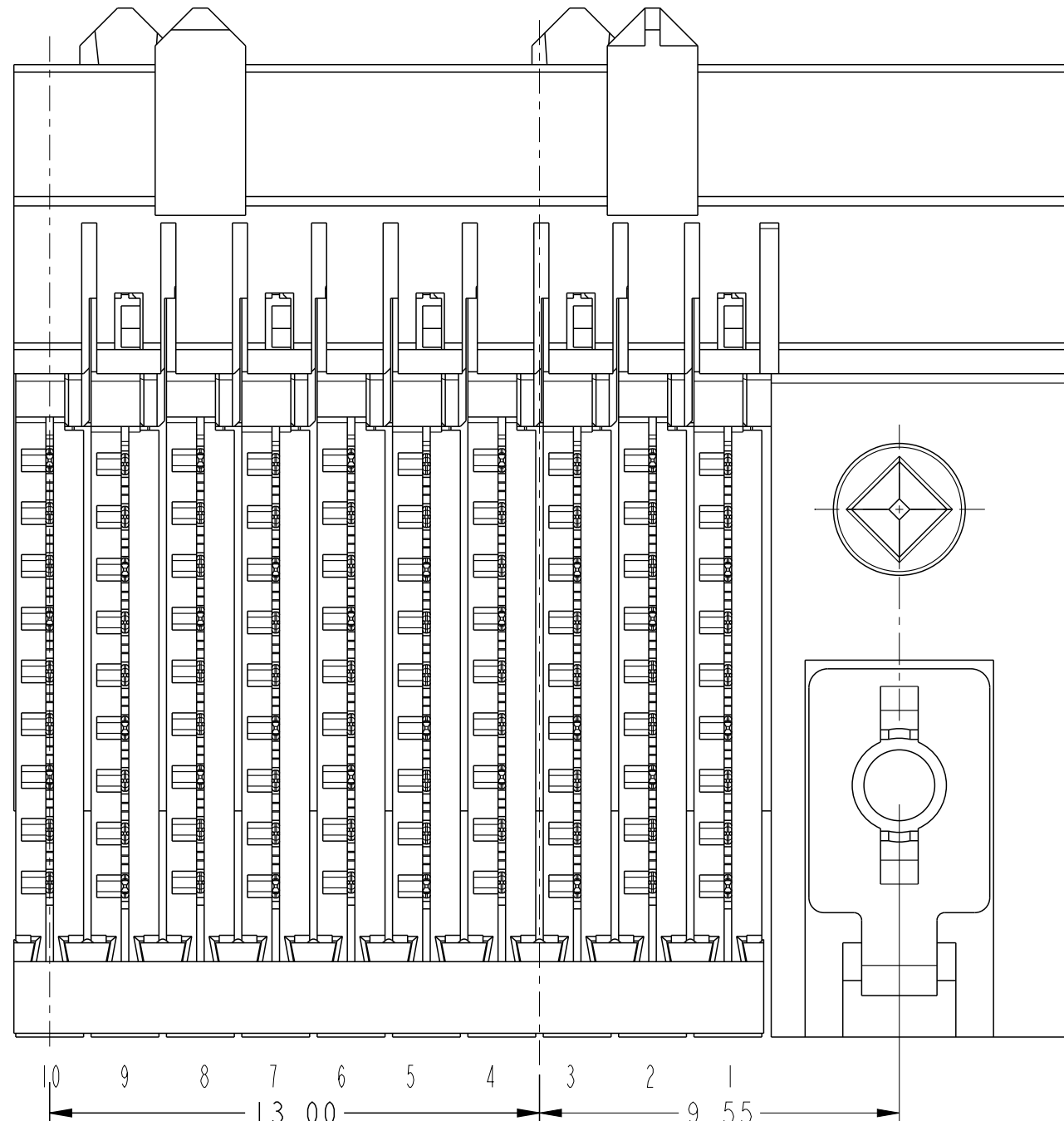
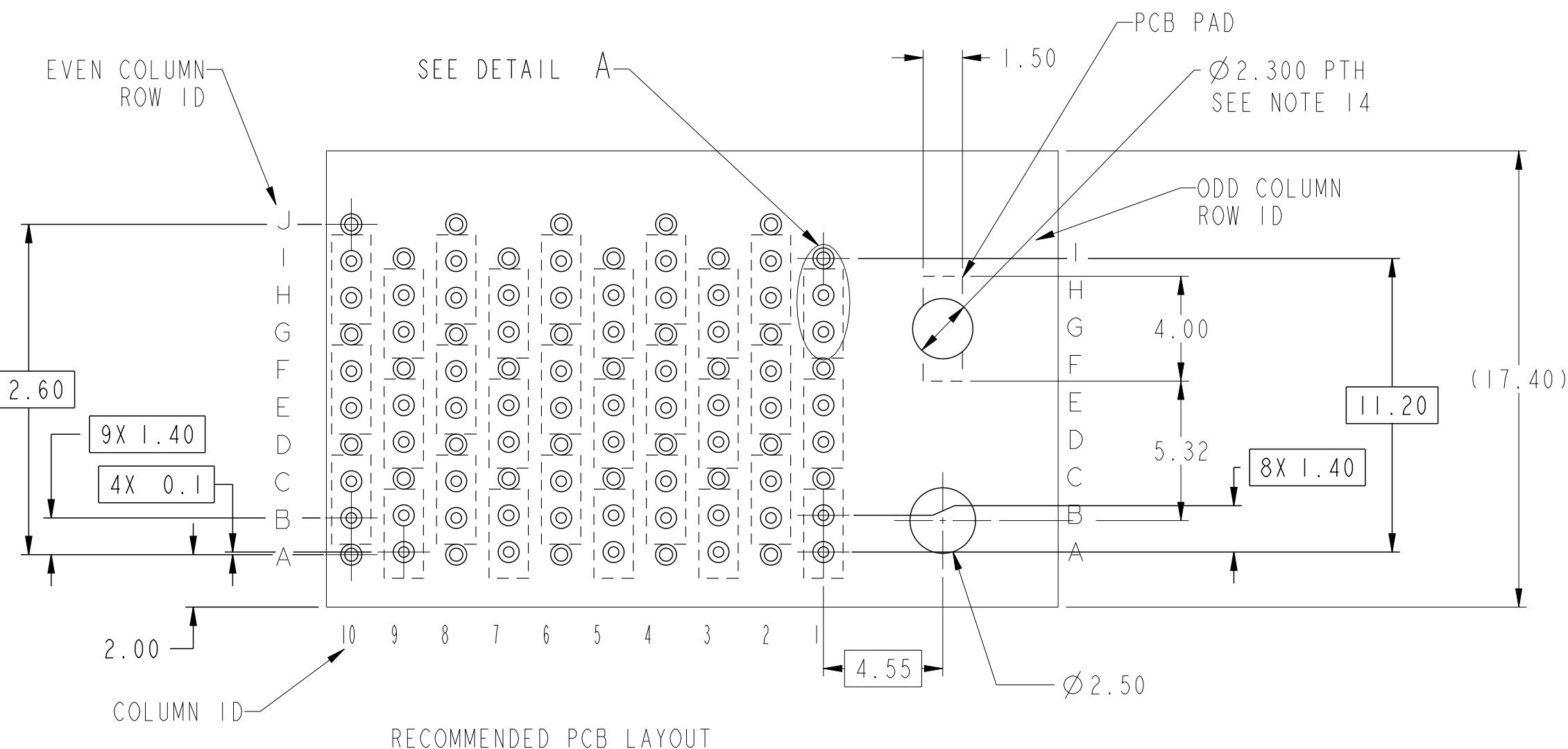
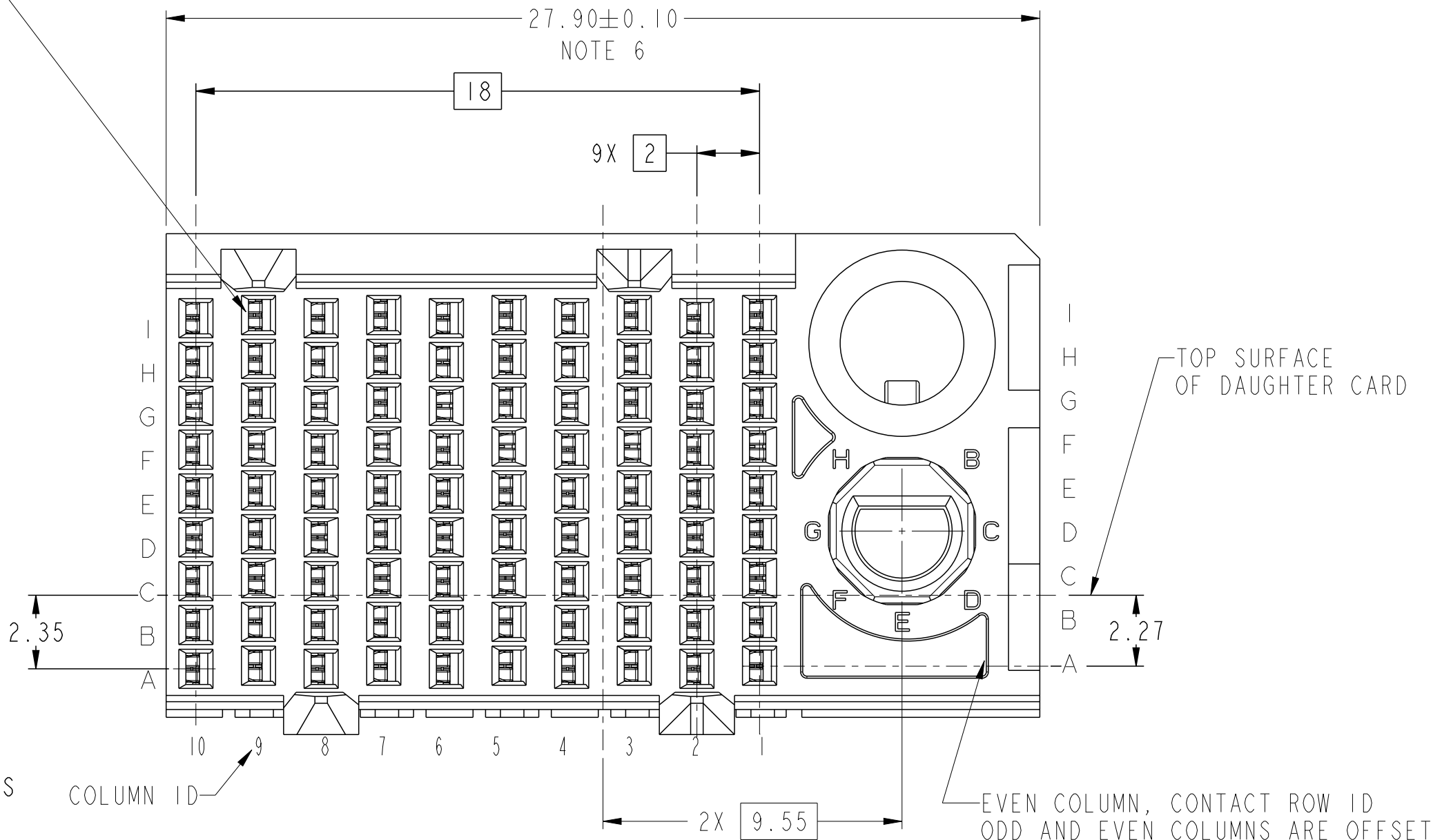
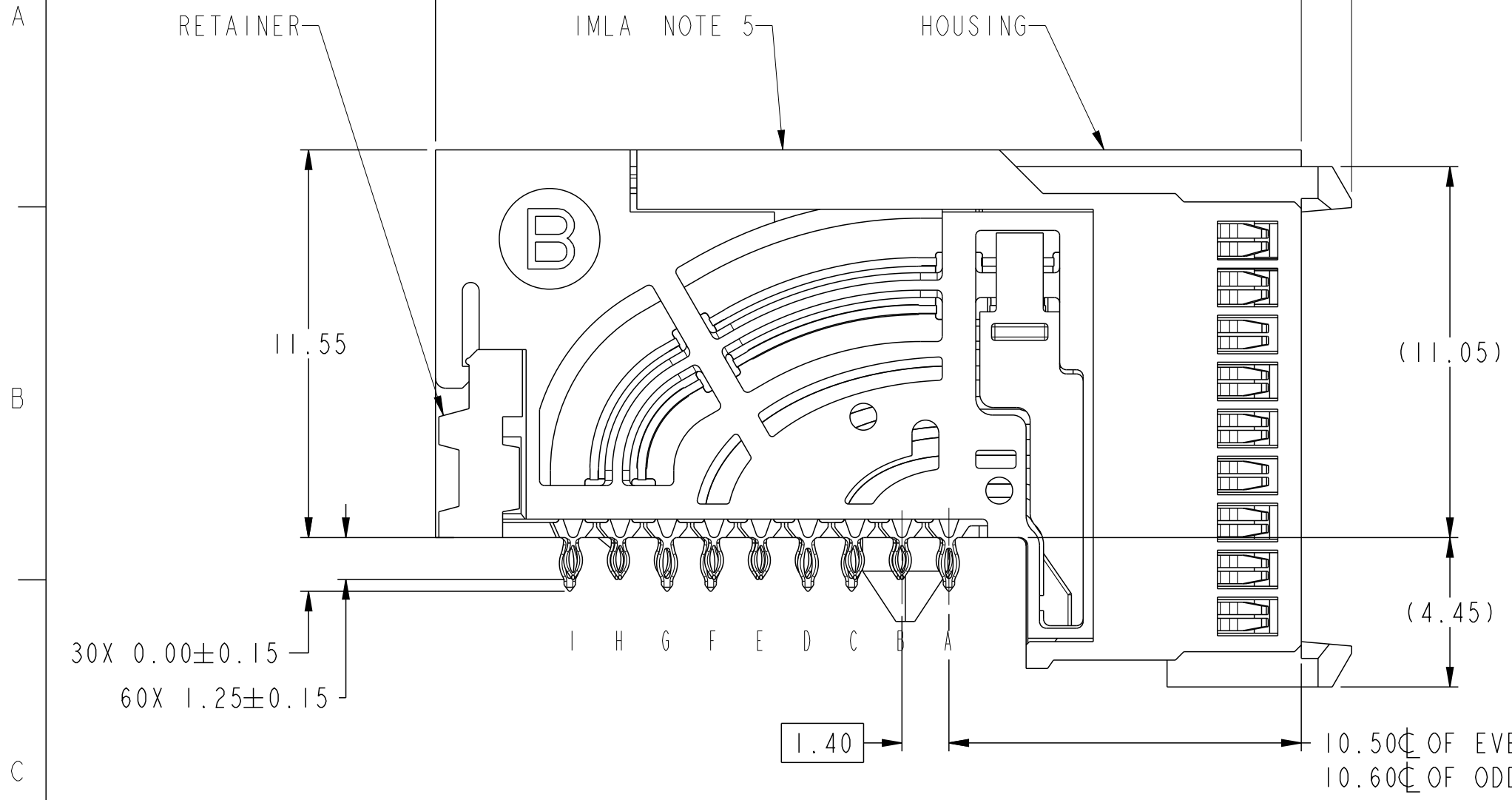
Amphenol FCI

© 2016 AFCI

LEFT POLARIZATION WITH GUIDE

ODD COLUMN, CONTACT ROW ID

27.90±0.10
NOTE 6



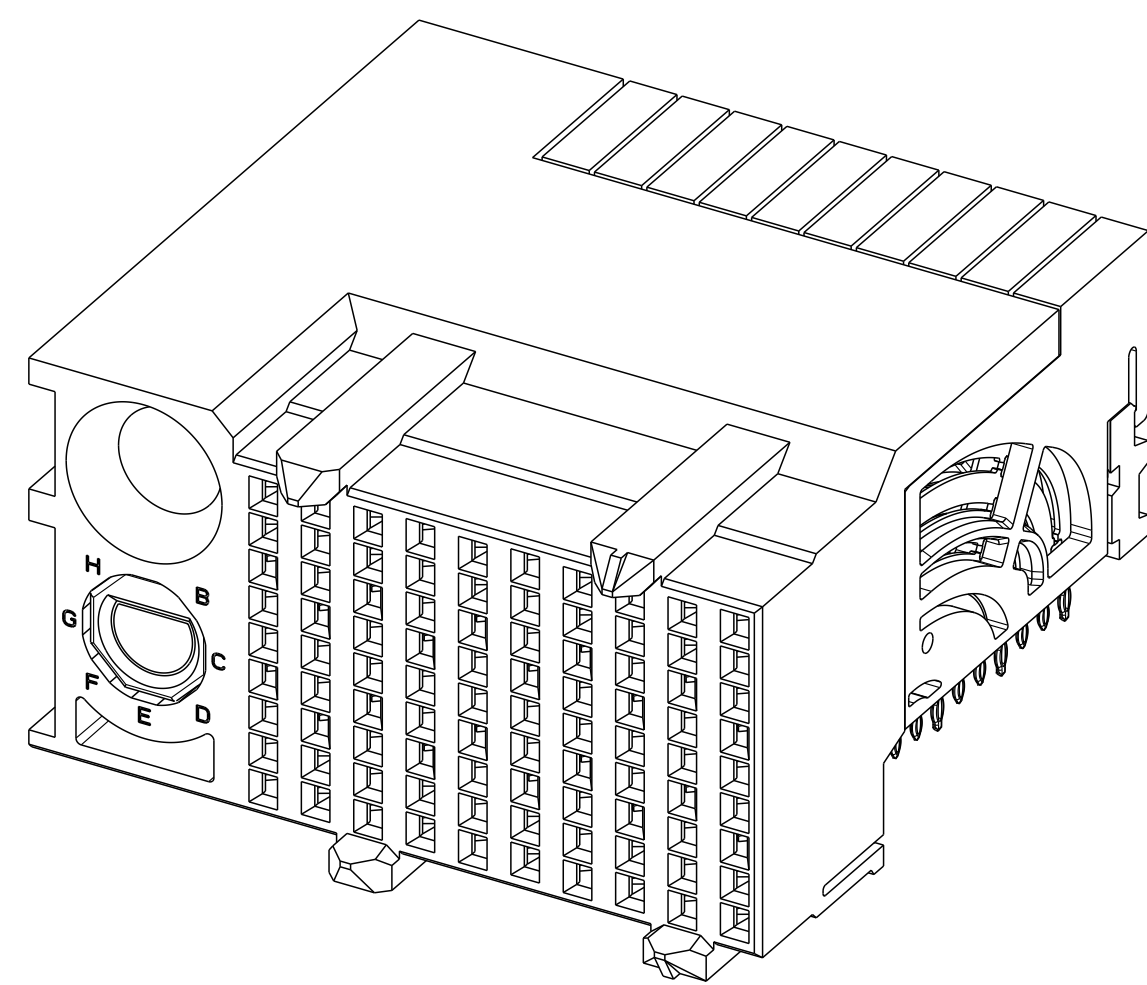
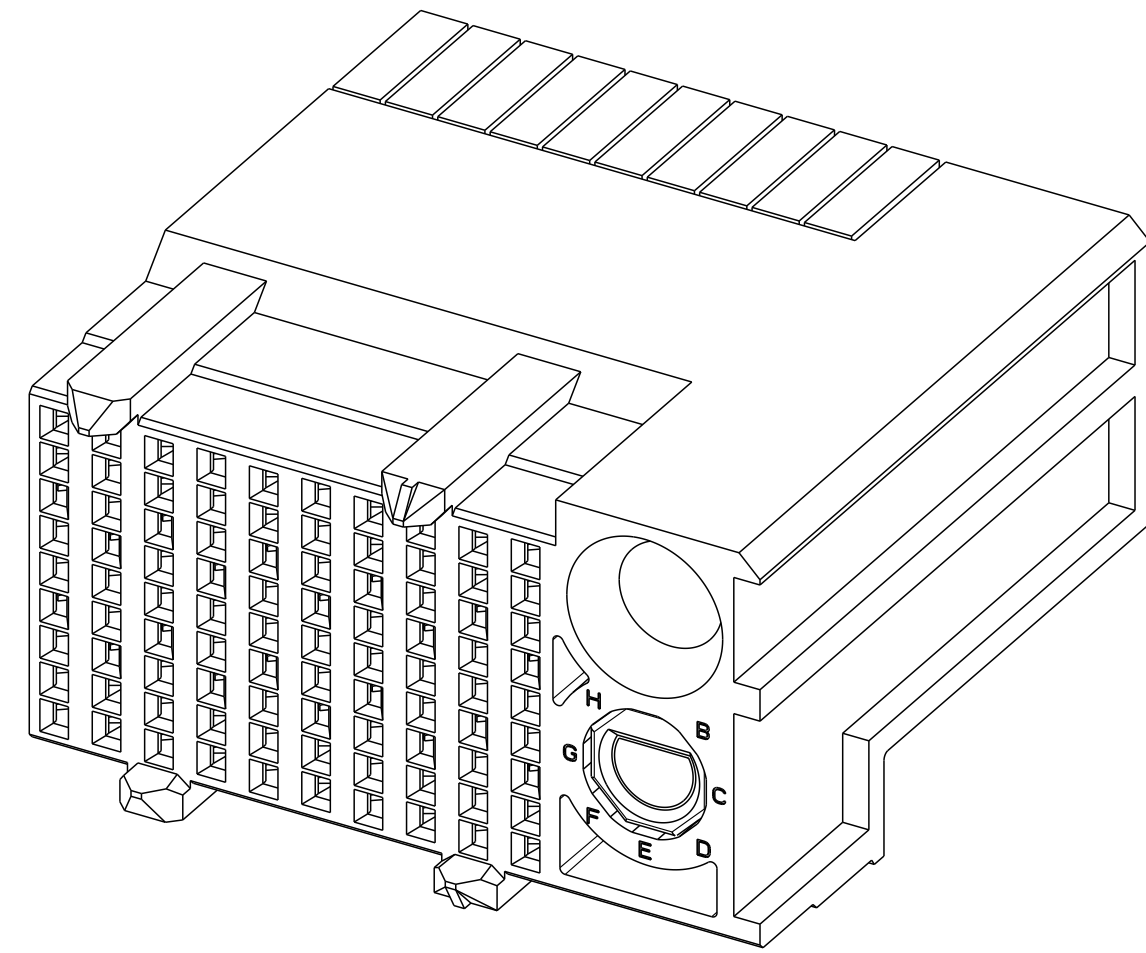
PRELIMINARY

spec ref	---	dr	Jeny Ren	2015/05/30	projection	MM	size	A2	scale	8:1
tolerance std	ASME Y14.5M	eng	Tao Zhan	2016/03/14	chr	-	ecn no	-	rel level	Preliminary
surface	linear	0.X	±.3	Amphenol FCi	product family		AIRMAX VS2		title	AIRMAX VSE R.A. RECEPTACLE
		0.XX	±.15		cat. no.	-	Product - Customer Drw	sheet 3 of 4	rev	1
	angular	0°	±°		ASS'Y, 3 PAIR, 90 POS, 10 IMLA, 28MM, W/GUIDE/KEY		divg no	10135274		

Amphenol
FCi

© 2016 AFci

PRODUCT NUMBER	PRESS-FIT TAIL PLATING TYPE
10135274-10*LF	TIN OVER NICKEL (LEAD FREE)

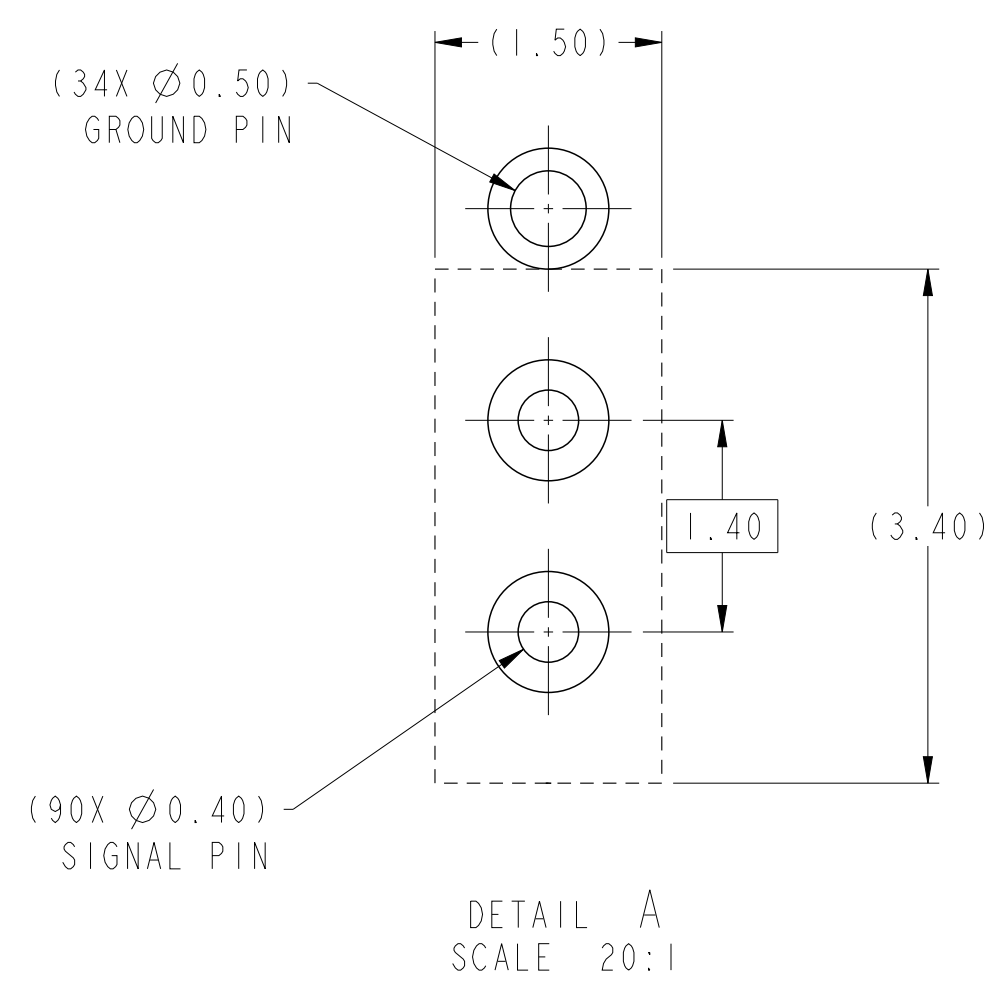


10135274 -10ALF

10135274-10PLF

- 1 - CONNECTOR MATERIALS:
HOUSING: HIGH TEMP THERMOPLASTIC, NATURAL, UL94-V0
IMLA PLASTIC: HIGH TEMP THERMOPLASTIC, BLACK, UL94-V0
CONTACT: COPPER ALLOY
ORGANIZER: HIGH TEMP THERMOPLASTIC, WHITE, UL94-V0
- 2 - CONTACT PLATING:
SEPARABLE INTERFACE:
PERFORMANCE-BASED PLATING, QUALIFIED TO MEET THE REQUIREMENTS OF FCI PRODUCT SPECIFICATION GS-12-0956 INCLUDING TELCORDIA GR-1217-CORE (NOVEMBER 1995) CENTRAL OFFICE TEST SEQUENCE

PRESS-FIT TAILS: SEE TABLE
- 3 - PRODUCT SPECIFICATION: GS-12-0956
- 4 - APPLICATION SPECIFICATION: GS-20-0305.
- 5 - PRODUCT MARKING, (PART NUMBER & LOT CODE), ON THIS SURFACE.
- 6 - THE MINIMUM CENTERLINE SPACING BETWEEN ADJACENT MODULES IS 24.0 MM.
- 7 - CONNECTOR OUTLINE MAY BE SCREEN PRINTED ONTO CUSTOMER PCB TO BE USED AS A GUIDE FOR MANUAL CONNECTOR PLACEMENT.
- 8 - REFER TO CUSTOMER DRAWING 10104444 FOR INFORMATION ON PCB HOLE DIAMETERS AND PLATING OPTIONS
- 9 - LEAD FREE PRODUCT MEETS THE EUROPEAN UNION DIRECTIVES & OTHER COUNTRY REGULATIONS AS DESCRIBED IN GS-22-008
- 10 - PACKAGING MEETS GS-14-920 LEAD FREE LABELING SPECIFICATION.
- 11 - GROUND CONTACTS (C,F, AND I IN ODD COLUMNS AND A, D, AND G, EVEN COLUMNS) REQUIRE (Ø0.500) FINISHED HOLES. SIGNAL LOCATIONS REQUIRE (Ø0.400) FINISHED HOLES.
- 12 - THESE OUTER VIAS (J) ARE OPTIONAL. WHILE NO CONNECTOR EONS ARE PRESSED INTO THESE HOLES WE RECCOMEND (Ø0.500) FINISHED HOLES AT THESE LOCATIONS TO PROVIDE GROUND SYMMETRY THROUGH THE PCB.
- 13 - A SYMBOL WILL BE NEXT TO ANY DIMENSION, VIEW, OR NOTE, WHICH HAS BEEN MODIFIED WITH THE CURRENT DRAWING REVISION
- 14 - CUSTOMER CAN FIX THE CONNECTOR WITH THREAD FORMING SCREW THROUGH THIS PTH. THE SCREW IS #2-32, THE VALID LENGTH OF SCREW IS 4.5MM PLUS THE THICKNESS OF PCB.



PRELIMINARY

spec ref	---	dr	Jeny Ren	2015/05/30	projection	MM	size	A2	scale	6:1			
tolerance std	ASME Y14.5M	eng	Tao Zhan	2016/03/14	chr	-	ecn no	-	rel level	Preliminary			
surface	linear	0.X	±.3	Amphenol FCI	product family		AirMax VS2	title	AIRMAX VSE R.A. RECEPTACLE	dwg no	10135274	rev	1
		0.XX	±.15		ASS'Y, 3 PAIR, 90 POS, 10 IMLA, 28MM, W/GUIDE/KEY		cat. no.	-	Product - Customer Drw	sheet 4 of 4			
	angular	0°	±°										

Amphenol FCI

© 2016 AFCI